

# Sexual Violence on Campus

How too many institutions of  
higher education are failing  
to protect students

Hart Senate Office Building, Ste. 506 • Washington, D.C. 20510 | [www.mccaskill.senate.gov](http://www.mccaskill.senate.gov) • @mccaskilloffice

JULY 9, 2014

UNITED STATES SENATE

A report prepared by the U.S. Senate Subcommittee on Financial & Contracting Oversight – Majority Staff

## I. EXECUTIVE SUMMARY

At the request of Chairman Claire McCaskill, this report assesses how colleges and universities report, investigate, and adjudicate sexual violence. The report is based on a survey of 440 four-year institutions of higher education, which includes a national sample and separate samples of the nation's largest public and private institutions. It also draws on interviews with stakeholders and three roundtable discussions held by the Subcommittee on Financial and Contracting Oversight in 2014.

The survey results showed that many institutions are failing to comply with the law and best practices in how they handle sexual violence among students. These problems affect nearly every stage of the institutions' responses to sexual violence.

- **Lack of Knowledge About the Scope of the Problem.** According to the most recent report conducted by the Department of Justice, less than 5% of rape victims attending college report their attack to law enforcement. Experts agree that annual climate surveys—confidential student surveys regarding behaviors that constitute or are associated with sexual assault—are one of the best ways to get an accurate portrait of sexual assault issues on a campus. However, only 16% of the institutions in the Subcommittee's national sample conduct climate surveys.
- **Failure to Encourage Reporting of Sexual Violence.** Many policies and procedures have been shown to improve reporting of sexual violence on college campuses. These include allowing reports to be made via a hotline or website, designating an official who can receive reports, and permitting survivor reports to be kept confidentially. However, only 51% of institutions in the national sample provide a hotline to survivors and only 44% of institutions in the national sample provide the option to report sexual assaults online. Approximately 8% of institutions still do not allow confidential reporting.
- **Lack of Adequate Sexual Assault Training.** More than 20% of institutions in the national sample provide no sexual assault response training at all for members of their faculty and staff. More than 30% of schools do not provide any sexual assault training for students.
- **Reported Sexual Violence Goes Uninvestigated.** Federal law requires every institution that knows or reasonably should have known about sexual violence to conduct an investigation to determine what occurred. More than 40% of schools in the national sample have not conducted a single investigation in the past five years. More than 20% of the nation's largest private institutions conducted fewer investigations than the number of incidents they reported to the Department of Education, with some institutions reporting as many as seven times more incidents of sexual violence than they have investigated.
- **Lack of Adequate Services for Survivors.** Sexual violence survivors may need a variety of services, such as academic and residential accommodations, to enable them to continue their education after the assault. While most schools reported using a team approach to respond to sexual assaults, their approach often does not include

representatives of services that could help the survivor. For example, only 25% of institutions that use a team approach incorporate the local prosecutor's office. And though more than 90% of institutions state that sexual assault survivors have access to community victim assistance/advocacy programs, only 51% of schools reported incorporating those services into their team approach. Most institutions also fail to provide access to a Sexual Assault Nurse Examiner (SANE), a specially trained nurse who can provide medical and other services to survivors of sexual assault.

- **Lack of Trained, Coordinated Law Enforcement.** Law enforcement officials at 30% of institutions in the national sample receive no training on how to respond to reports of sexual violence. In addition, more than 70% of institutions in the national sample do not have protocols regarding how the institution and local law enforcement should work together to respond to sexual violence.
- **Adjudication Fails to Comply with Requirements and Best Practices.** Federal law requires institutions that receive claims of sexual assault to conduct an adjudication process to determine whether an assault occurred and, if it did, conduct an adjudication to reach a final determination. Many schools use adjudication processes that do not comply with best practices. More than 30% of institutions in the national sample failed to provide training regarding “rape myths” to the persons who adjudicate sexual assault claims. More than 40% of the nation's largest public schools allow students to help adjudicate sexual assault cases. More than 20% of institutions in the national sample give the athletic department oversight of sexual violence cases involving student athletes.
- **Lack of Coordinated Oversight.** Institutions are required to name one individual to serve as their Title IX coordinator, with responsibility for coordinating the institution's Title IX compliance efforts, including coordinating any investigations of sexual harassment and sexual violence. More than 10% of institutions in the Subcommittee's national sample do not have a Title IX coordinator.

An appendix to this report contains the complete results of the Subcommittee's survey.

## II. INTRODUCTION AND METHODOLOGY

Approximately one in five undergraduate women has been the victim of attempted or completed sexual violence during college.<sup>1</sup> Under federal law, colleges and universities are required to take certain actions to address and report sexual violence on campus. Since the

---

<sup>1</sup>Centers for Disease Control and Prevention, *Sexual Violence: Facts at a Glance* (2012) (online at <http://www.cdc.gov/violenceprevention/pdf/sv-datasheet-a.pdf>). Because of underreporting, the percentage is likely much higher. Bonnie S. Fisher, Francis T. Cullen, and Michael G. Turner, *The Sexual Victimization of College Women*, U.S. Department of Justice (2000) (online at <https://www.ncjrs.gov/pdffiles1/nij/182369.pdf>). There is no reliable, comprehensive data available regarding the prevalence of attempted or completed sexual violence committed against undergraduate men, who also experience sexual violence during college.

passage of the Clery Act in 1990, post-secondary institutions that participate in federal student financial assistance programs must report campus crime statistics and security information, including incidents of rape and sexual assault, to the U.S. Department of Education.<sup>2</sup> Schools are also required to publish an annual security report containing safety and security related policy statements and crime statistics and distribute it to all current students and employees.<sup>3</sup> In addition, all public and private institutions receiving federal funds must comply with Title IX of the Education Amendments of 1972, which prohibits discrimination on the basis of sex, including sexual harassment or sexual violence.<sup>4</sup>

In 2002, the Education Development Center, Inc. in partnership with the University of Cincinnati and Police Executive Research Forum published a study funded by the National Institute of Justice (NIJ Report) to address issues of sexual assault.<sup>5</sup> The report was submitted to the U.S. Department of Justice and Congress to provide a baseline look at how the nation's postsecondary institutions of higher education were responding to sexual assault on their campuses. At that time, 12 years ago, the NIJ report found that few schools had implemented best practices in how they dealt with the problem of sexual assault.

At the request of Chairman Claire McCaskill, the Subcommittee on Financial and Contracting Oversight launched a national survey to assess how colleges and universities are currently handling sexual violence. The survey also assessed how institutions work with law enforcement to ensure that reports of rape and sexual assault are investigated and prosecuted. To assess whether any changes in how institutions handle sexual violence have occurred over the past decade, the survey questionnaire based 28 questions on questions asked in the NIJ Report.<sup>6</sup>

To conduct the survey, the Subcommittee selected three samples pulled from data from the Integrated Postsecondary Education Data System for the 2011-2012 school year. The Subcommittee's national sample comprises 350 schools selected from a population of all four-year postsecondary institutions that participate in Federal Title IV financial aid programs. The population of these 3,104 institutions was stratified into one of nine selection strata: public institutions with more than 10,000 students, public institutions with between 1,000 and 9,000 students, public institutions with fewer than 1,000 students, private non-profit institutions with more than 10,000 students, private non-profit institutions with between 1,000 and 9,000 students, private non-profit institutions with fewer than 1,000 students, private for-profit institutions with more than 10,000 students, private for-profit institutions with between 1,000 and 9,000 students, and private for-profit institutions with fewer than 1,000 students.

---

<sup>2</sup> Jeanne Clery Disclosure of Campus Security Policy and Campus Crime Statistics Act, 20 USC § 1092(f).

<sup>3</sup> *Id.*

<sup>4</sup> 20 U.S.C. §§1681-1688.

<sup>5</sup> Heather Karjane, Bonnie Fisher, and Francis Cullen, *Campus Sexual Assault: How America's Institutions of Higher Education Respond* (2002) (online at <https://www.ncjrs.gov/pdffiles1/nij/grants/196676.pdf>).

<sup>6</sup> The survey asked institutions to answer a maximum of 215 questions.

A target sample size of 300 institutions was proportionally allocated across the nine selection strata. For the strata that were allocated fewer than 20 institutions, the Subcommittee increased the sample size to 20. The resulting sample size was 350 institutions. Within each of the nine strata, the Subcommittee randomly selected a sample of institutions. This selection strategy ensured adequate representation of institutions by type and by size within the sampled population. The schools selected as part of the Subcommittee's national sample collectively educate more than 2.3 million students.

The Subcommittee also selected two additional samples to examine the policies and procedures at the nation's flagship colleges and universities. The second sample consists of the 50 largest public four-year institutions in the country. The third sample consists of all private non-profit four-year institutions in the country with enrollments of 15,000 students or more, a total of 40 schools. The schools selected as part of the Subcommittee's second and third sample collectively educate more than 3 million students.

All schools in the samples received a letter to the head of the institutions with an invitation to participate in the survey. A copy of each letter was also e-mailed to each institution head's office. All schools participating in the survey received at least three phone calls, and institutions that did not respond within four weeks were e-mailed and/or called at least one more time. To encourage accurate and complete information, schools were assured that neither their responses nor their participation in the survey would be shared outside of Senator McCaskill's office, either with members of the public, the media, or other offices or branches of the government.

The Subcommittee's national sample received 236 responses, yielding a response rate of 67%. The Subcommittee's second and third samples had a response rate of 98% and 85%, respectively.

### **III. SUMMARY OF FINDINGS**

Institutions are failing to comply with the law and best practices in handling sexual violence on campus. These failures include failing to have a Title IX coordinator, not knowing the scope of the problem on their campuses because of inadequate outreach, not responding to reports of sexual violence made by students, not training students, faculty, and staff on preventing and responding to sexual violence, and having biased or harmful sexual assault adjudication procedures. Although there have been some improvements over the last decade, there is clearly still much work to be done.

#### ***A. Schools Don't Know the Scope of the Problem***

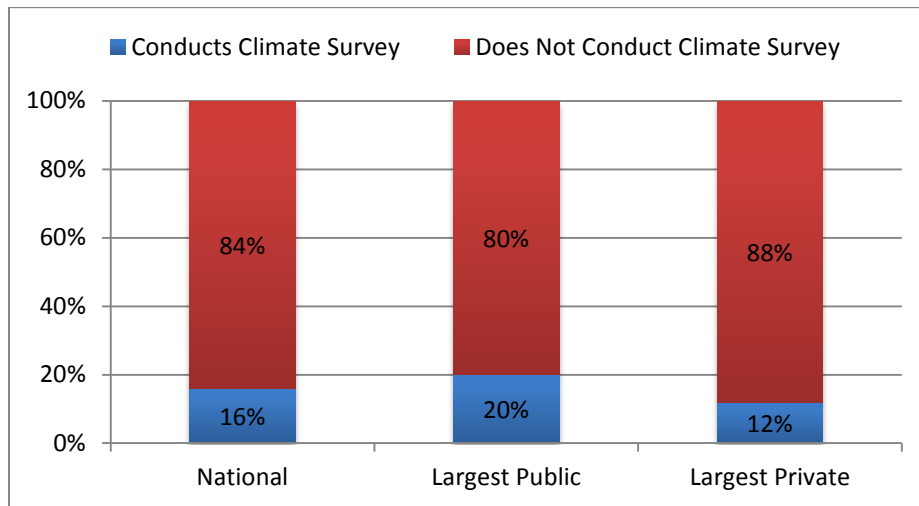
Sexual assaults on college campuses are widely underreported. According to the most recent report conducted by the Department of Justice, less than 5% of rape victims attending college report their attack to law enforcement.<sup>7</sup> In many cases, victims wishing to report sexual assault experienced confusion over how to report, confusion over acceptable standards of conduct and definitions of rape and sexual assault, and a fear of punishment for activities

---

<sup>7</sup> Bonnie S. Fisher, Francis T. Cullen, and Michael G. Turner, *The Sexual Victimization of College Women*, U.S. Department of Justice (2000) (online at <https://www.ncjrs.gov/pdffiles1/nij/182369.pdf>).

preceding some assaults, such as underage drinking.<sup>8</sup> As a result, most colleges and universities lack accurate information about the real number of sexual assaults that occur on campus.

Experts agree that annual climate surveys—confidential student surveys regarding behaviors that constitute or are associated with sexual assault—are one of the best ways to get an accurate portrait of sexual assault issues on a campus.<sup>9</sup> However, only 16% of the institutions in the Subcommittee’s national sample reported conducting climate surveys. Only 20% of the nation’s largest public schools and 12% of the largest private schools reported conducting climate surveys.



### ***B. Schools Fail to Encourage Reporting of Sexual Violence***

There are many policies and procedures on campus that have been shown to improve reporting of sexual violence. These include providing a hotline or website as a reporting tool, having a designated official who can receive reports, and permitting survivor reports to be kept confidentially. Many institutions have failed to take these steps to encourage reporting.

One way to encourage reporting is to provide a 24-hour hotline for people to report incidents of sexual assault. While more than 73% of the largest public institutions and 82% of the largest private schools provide reporting hotlines, only 51% of institutions in the national sample stated that they provided this reporting tool.

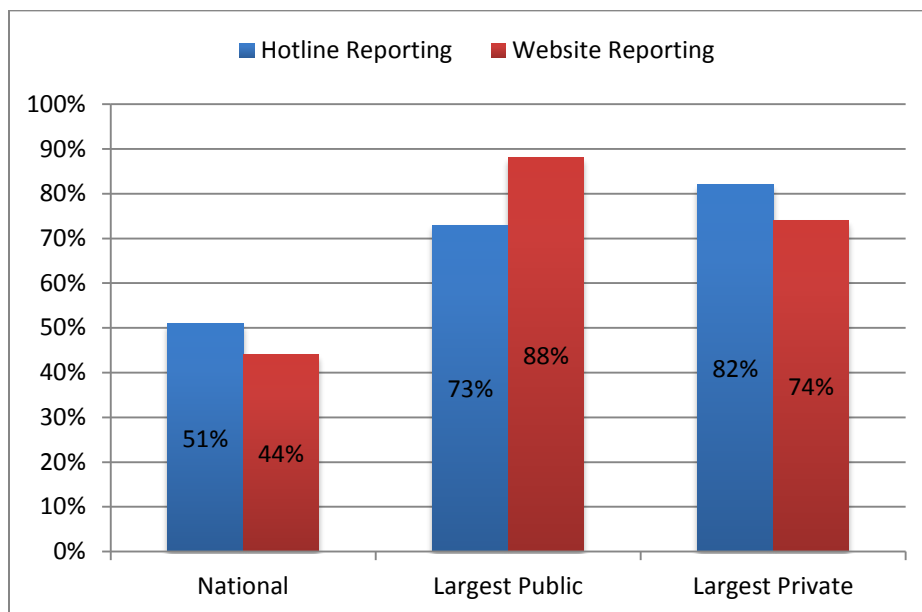
Another factor that can encourage reporting is to allow reports to be made through a website. Despite the relative ease of providing this option, only 44% of institutions in the

---

<sup>8</sup> The Center for Public Integrity, *Sexual Assault on Campus: A Frustrating Search for Justice* (2010) (online at <http://cloudfront-files-1.publicintegrity.org/documents/pdfs/Sexual%20Assault%20on%20Campus.pdf>).

<sup>9</sup> Subcommittee on Financial and Contracting Oversight, Roundtable on Sexual Assault: Complying with and Enforcing the Clery Act and the Campus SaVE Act (May 19, 2014).

national sample reported providing the option to report sexual assaults online. The nation's largest public and private schools are significantly more advanced in this area, with 88% and 74%, respectively, providing the option to report online.



Another factor that can encourage reporting is confidential reporting, in which the names and possible identifiers of victims are kept private. The 2002 NIJ Report results showed that approximately 16% of institutions did not allow confidential reporting.<sup>10</sup> The Subcommittee's survey results showed an improvement, but approximately 8% of institutions in the national sample stated that they still do not allow confidential reporting. However, the nation's largest public schools do better as all of them provide confidential reporting.

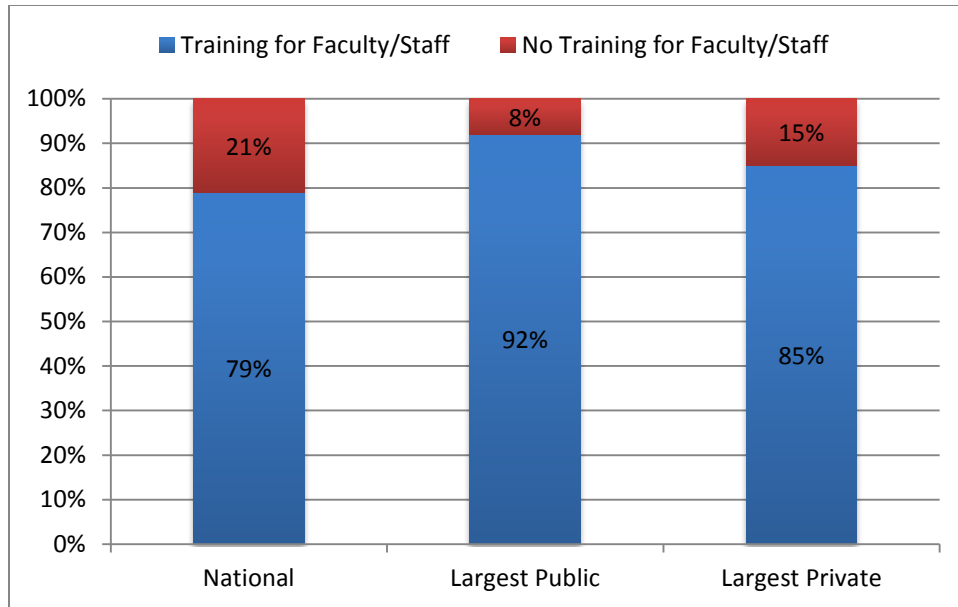
### ***C. Schools Fail to Provide Sexual Assault Response Training for Faculty and Staff***

The first person to whom a sexual assault survivor reports the incident is often a member of the institution's faculty or staff. This faculty or staff member may be the survivor's first point of contact in the process, and the quality of that experience can have a tremendous impact on whether a victim obtains access to services and/or chooses to pursue accountability for the perpetrator of the assault.

Approximately 20% of institutions in the national sample reported providing no sexual assault response training for their faculty and staff. This represents an improvement from 2002, when 49% of schools provided no training for faculty and staff, but a relatively small improvement over a decade.<sup>11</sup> In the other samples, 8% of the nation's largest public schools and 15% of the largest private schools provide no training at all for faculty and staff.

<sup>10</sup> Heather Karjane, Bonnie Fisher, and Francis Cullen, *Campus Sexual Assault: How America's Institutions of Higher Education Respond* (2002) (online at <https://www.ncjrs.gov/pdffiles1/nij/grants/196676.pdf>).

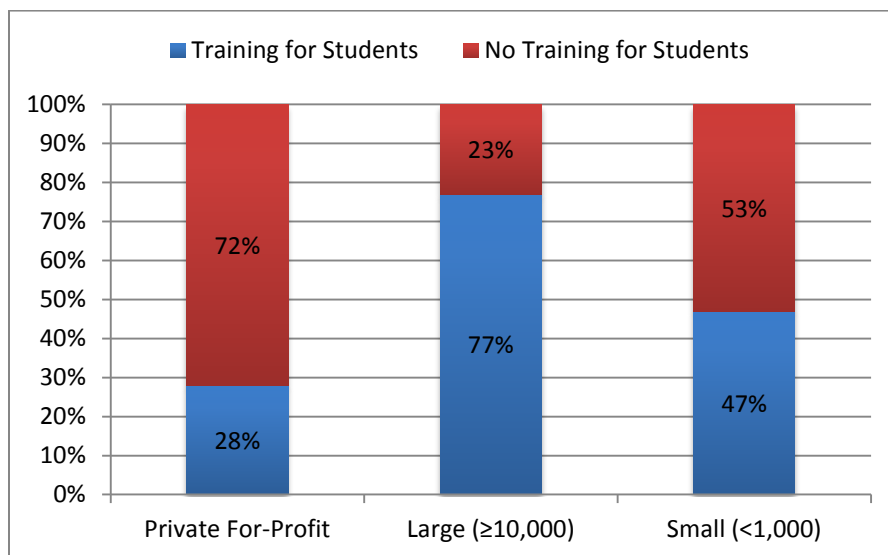
<sup>11</sup> *Id.*



***D. Institutions Fail to Provide Adequate Sexual Assault Training for Students***

Prevention and response education for students can drastically lower the incidence of sexual assaults, both by educating potential perpetrators about what constitutes sexual assault and also by educating future bystanders on how to recognize and safely intervene to prevent sexual assault. Today, 31% of schools stated that they do not provide any sexual assault training for students. This represents an improvement from 2002, when 58% of schools stated they did not provide any sexual assault training for students.

Some types of schools, however, fall substantially behind the national average. Today, 72% of private for-profit institutions fail to provide any sexual assault training for students. And while 77% of institutions with more than 10,000 students provide some training, approximately 53% of institutions with fewer than 1,000 students provide no training at all.



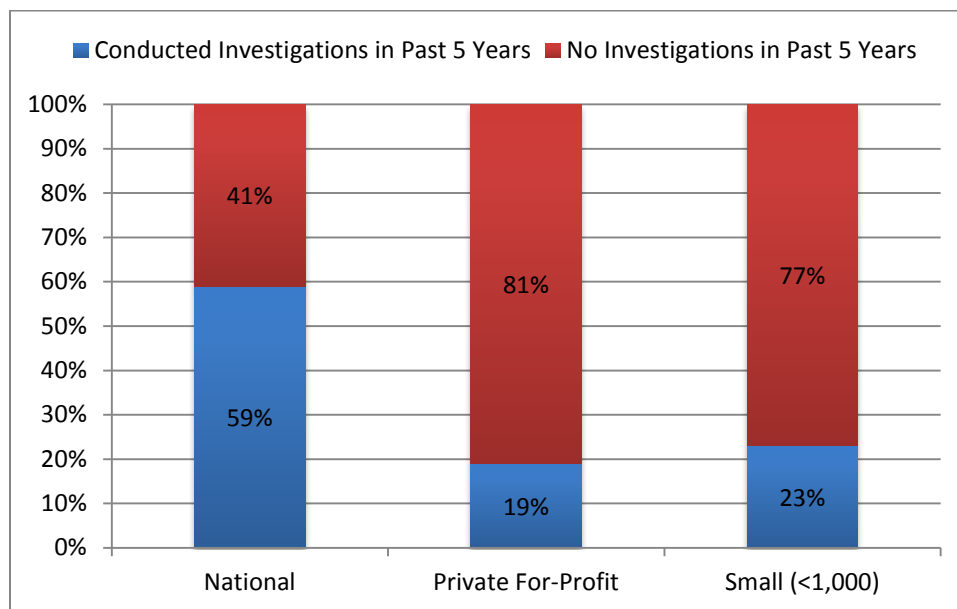


Schools are also still failing to provide targeted training for certain groups of students among whom sexual violence happens with greater frequency than the general population of students.<sup>12</sup> For example, only 22% of schools in the national sample provide sexual violence training targeted at the Greek system and only 37% provide training targeted at student athletes.<sup>13</sup> These numbers increase significantly for schools that participate in Division I athletics, where 64% of schools target training at the Greek system and 82% target training for student athletes.

***E. Investigation of Sexual Assault Reports by Institutions***

Every institution that knows or reasonably should have known about sexual violence has an obligation to conduct an investigation to determine what occurred. This obligation to investigate is independent of any other investigation (for example, law enforcement) that may cover the incident.<sup>14</sup>

Despite the prevalence of campus sexual assaults, about 41% of schools in the national sample reported not having conducted a single investigation in the past five years. More than 81% of private for-profit schools and 77% of institutions with fewer than 1000 students have not conducted any investigations. Interestingly, approximately 6% of the nation’s largest public institutions also have not conducted any investigations in the last five years.



<sup>12</sup> Sarah Murnen and Marla Kohlman, Athletic Participation, Fraternity Membership, and Sexual Aggression Among College Men: A Meta-Analytic Review (2007).

<sup>13</sup> These percentages include a small number of schools which do not have Greek systems or student athletes.

<sup>14</sup> 20 USC §§1681-1688; U.S. Department of Education, *Dear Colleague Letter: Sexual Violence* (April 4, 2011) (online at <http://www2.ed.gov/about/offices/list/ocr/letters/colleague-201104.pdf>).

To determine whether the absence of investigations is due to a lack of reports received or due to the institutions' failure to comply with federal law, the Subcommittee compared the survey results with available data on the number of campus sexual assaults the institutions reported to the Department of Education.<sup>15</sup>

Overall, the Subcommittee found that 9% of schools in the national sample conducted fewer investigations of forcible and non-forcible sexual offenses in the past five years than they reported to the Department of Education. The Subcommittee also found that 21% of the nation's largest private institutions conducted fewer investigations than the number of incidents reported to the Department of Education, with some institutions reporting as many as seven times more incidents of sexual violence than they have investigated.

#### ***F. Lack of Trained, Coordinated Law Enforcement***

Due to the widespread concerns regarding the handling of sexual assault cases by local law enforcement, many sexual assault survivors prefer to avoid reporting to police at all.<sup>16</sup> As a result, the survivor may not get access to necessary services. In addition, the lack of law enforcement action creates a widespread and self-perpetuating perception that perpetrators of sexual assault act with impunity.<sup>17</sup>

One difficulty for student survivors of sexual violence is that their institution may work with a variety of law enforcement agencies both on and off campus, including sworn law enforcement officers employed by the school, private security employed by the school, private security employed not by the school but by the landlord of the facility the school occupies, and local law enforcement unaffiliated with the institution. These law enforcement and security units may or may not work together or coordinate their activities. More than 73% of institutions in the national sample do not have protocols regarding how they should work together to respond to sexual violence.

Regardless of their affiliation, many law enforcement officials lack adequate training in how to respond to reports of sexual violence. Interviewing victims and gathering evidence in a trained, skilled, and effective manner is essential to empowering victims and ensuring a fair and

---

<sup>15</sup> The Subcommittee compared the investigations that schools reported that they conducted from 2009 to the present with the number of reported Clery incidents from 2009 to 2012, the latest year for which information is available. If 2013 Clery data were available, it's likely that all these percentages would be even higher.

<sup>16</sup> Kimberly Lonsway and Joanne Archambault, *The "Justice Gap" for Sexual Assault Cases: Future Directions for Research and Reform*, 18 *Violence Against Women* 145-168 (2012); Cassia Spohn and Katharine Tellis, *The Criminal Justice System's Response to Sexual Violence*, 18 *Violence Against Women* 169-192 (2012).

<sup>17</sup> Bonnie S. Fisher, Francis T. Cullen, and Michael G. Turner, *The Sexual Victimization of College Women*, U.S. Department of Justice (2000) (online at <https://www.ncjrs.gov/pdffiles1/nij/182369.pdf>).

timely response to a sexual crime.<sup>18</sup> Unfortunately, law enforcement at 30% of institutions in the national sample do not receive training on how to respond to reports of sexual violence.

### ***G. Institutions Fail to Provide Adequate Services to Sexual Assault Survivors***

Sexual violence survivors may need a variety of different services, including academic and residential accommodations, to enable them to continue their education after the assault. These services often require the participation of many professionals, including administrators, health professionals, housing officials, professors, and local law enforcement.

One of the more effective responses to sexual violence in general has been the use of coordinated Sexual Assault Response Teams.<sup>19</sup> Most schools use a team approach to respond to sexual assaults. Approximately 85% of institutions in the national sample use a team approach. 86% of the largest public institutions and 94% of the largest private institutions use a team approach.

However, many schools do not include representatives of services that could help the survivor. For example, only 25% of institutions that use a team approach incorporate the local prosecutor's office. And although more than 90% of institutions state that sexual assault survivors have access to community victim assistance/advocacy programs, only 51% of schools reported incorporating those services into their team approach.

In addition, many schools do not use a written protocol for how the team should coordinate its response to sexual violence. Only 52% of institutions in the national sample reporting doing so.

Most institutions also fail to provide access to a Sexual Assault Nurse Examiner (SANE), a specially trained nurse who can provide medical and other services to survivors of sexual assault. Only 15% of institutions in the national sample have a SANE available on campus. Approximately 42% of the nation's largest public schools and 21% of the largest private schools have a SANE.

### ***H. Formal Adjudication Processes Fail to Comply with Requirements and Best Practices***

Under Title IX, institutions that receive claims of sexual assault must conduct an investigation to determine whether an assault occurred and, if it did, conduct an adjudication to reach a final determination. Institutions are not required to have a separate grievance procedure for sexual harassment or sexual violence cases. As a result, many use the same student conduct adjudication process for sexual assault cases that they use for other types of student misconduct, such as cheating or plagiarism. Title IX requires institutions to ensure that whatever process is

---

<sup>18</sup> Kimberly Lonsway and Joanne Archambault, The "Justice Gap" for Sexual Assault Cases: Future Directions for Research and Reform, 18 *Violence Against Women* 145-168 (2012); Cassia Spohn and Katharine Tellis, The Criminal Justice System's Response to Sexual Violence, 18 *Violence Against Women* 169-192 (2012).

<sup>19</sup> National Institute of Justice, *Responses to Sexual Violence: Effectiveness of SANE/SART Programs* (online at <http://www.nij.gov/topics/crime/rape-sexual-violence/Pages/response.aspx>) (accessed July 5, 2014).

used must afford the complainant “a prompt and equitable resolution.” The Department of Education’s guidance states that the Title IX Coordinator should review the process to ensure Title IX compliance.<sup>20</sup>

One required element of conducting a prompt and equitable resolution is to provide notice to the participants about what procedures will be used. However, approximately 13% of institutions in the national sample fail to make information about the adjudication process available to students.

Many schools use adjudication processes that do not comply with best practices. The overwhelming majority of experts believe that students should not participate in adjudication boards in campus sexual assault cases.<sup>21</sup> Student participation can present privacy concerns for survivors who can be forced to divulge intimate and painful details of their experiences to peers that they live and study among. They also create conflicts of interest, as students may know the survivor and/or the alleged perpetrator. Despite these concerns, 27% of institutions in the national sample reported having students participate in adjudicating sexual assault claims. The percentage actually increases for the nation’s largest public and private institutions, where 43% and 30%, respectively, allow students to help adjudicate sexual assault cases.

Many institutions also use different adjudication procedures for student athletes. More than 20% of institutions in the national sample give the athletic department oversight of sexual violence cases involving student athletes. Approximately 20% of the nation’s largest public institutions and 15% of the largest private institutions allow their athletic departments to oversee cases involving student athletes.

Institutions are also failing to provide adequate training for the individuals who adjudicate sexual assault claims. This is particularly problematic because of pervasive and culturally ingrained misunderstandings of what constitutes sexual assault, such as the prevalence of acquaintance rape versus stranger rape, what constitutes consent, the type of conduct that constitutes rape, and how trauma can impact the survivor’s demeanor and memory.<sup>22</sup> Yet 33% of institutions in the national sample failed to provide training regarding these issues to the persons who adjudicate sexual assault claims.

In the adjudication process, it is necessary to balance the rights of survivors with the rights of alleged perpetrators.<sup>23</sup> There has been concern voiced among some groups that if universities adopted more victim-centered approaches in their handling of sexual assault cases, they would violate the due process rights of alleged perpetrators. Some have even said the system is already too survivor-focused. Contrary to these concerns, it appears that some

---

<sup>20</sup> U.S. Department of Education, *Dear Colleague Letter: Sexual Violence* (April 4, 2011) (online at <http://www2.ed.gov/about/offices/list/ocr/letters/colleague-201104.pdf>).

<sup>21</sup> Subcommittee on Financial and Contracting Oversight, Roundtable on Sexual Assault: The Administrative Process and the Criminal Justice System (June 23, 2014)

<sup>22</sup> Sarah McMahon, *Changing Perceptions of Sexual Violence Over Time*, National Online Resource Center on Violence Against Women (2011) (online at [http://www.vawnet.org/Assoc\\_Files\\_VAWnet/AR\\_ChangingPerceptions.pdf](http://www.vawnet.org/Assoc_Files_VAWnet/AR_ChangingPerceptions.pdf)).

institutions actually afford certain due process elements more frequently to alleged perpetrators than they do to survivors. For example, 82% of schools allow alleged perpetrators to challenge hearing members regarding impartiality or conflicts of interest, while only 78% provide the same right to survivors.

Many schools also fail to use the appropriate standard of proof for their administrative adjudications of sexual assault cases. The Department of Education has stated that the standard of evidence to be used in administrative proceedings is a preponderance of the evidence, which is the standard for civil litigation in the civil rights. However, only 85% of institutions in the national sample use the preponderance of the evidence standard, with 15% using a higher standard. 100% of the nation's largest public institutions reported using the preponderance of the evidence standard. In the national sample, 75% of schools with fewer than 1,000 students reported doing so.

Institutions also frequently fail to use effective penalties to hold perpetrators accountable and ensure that their campuses are safe. For example, approximately 19% of institutions in the national sample reported that they do not impose orders that would require the perpetrator to avoid contact with the survivor of the assault. Only 31% impose fraternity or sorority sanctions, and only half use athletic team sanctions. Nearly all institutions, however, may use suspension (94%) or expulsion (97%) should a student be found to have committed a sexual assault.

### ***I. Failure to Comply with Oversight Requirements***

Institutions are required to name one individual responsible for coordinating the institution's oversight of sexual discrimination, including sexual harassment. Under the federal regulations implementing Title IX, institutions are required to name one individual to serve as their Title IX coordinator, with responsibility for coordinating the institution's Title IX compliance efforts, including coordinating any Title IX investigations.<sup>24</sup>

The Title IX coordinator can also be a good resource for encouraging students to report, since the coordinator should have the knowledge and training to guide victims through their school's particular reporting and adjudication processes. The coordinator should also help ensure that the institution's processes and procedures for responding to sexual violence comply with federal law as well as assist students in understanding their rights under federal law should institutions fail to comply.

Despite the legal requirement, many schools have failed to designate a Title IX coordinator. More than 10% of institutions in the Subcommittee's national sample do not have a Title IX coordinator. This includes approximately 12% of both private for-profit and private non-profit institutions, and more than 20% of institutions with fewer than 1,000 students.

---

<sup>24</sup> 34 C.F.R § 106.8 (2014)

#### **IV. APPENDIX**

**A1. How many investigations of sexual violence has your institution conducted in the past five years?**

<b>Type of School</b>	<b>0</b>	<b>1</b>	<b>2-5</b>	<b>6-10</b>	<b>&gt;10</b>
National Sample	41%	9%	14%	11%	25%
Large ( $\geq 10,000$ )	15%	4%	12%	12%	50%
Medium (1,000 - 9,999)	26%	13%	19%	18%	25%
Small (<1,000)	77%	7%	10%	2%	4%
Public	25%	7%	10%	18%	40%
Private For-Profit	81%	9%	9%	0%	2%
Private Not-For-Profit	30%	10%	20%	12%	27%
Division I	0%	0%	7%	11%	81%
Division II	7%	10%	17%	31%	34%
Division III	10%	0%	23%	26%	42%
40 Largest Private Institutions	3%	3%	12%	9%	74%
50 Largest Public Institutions	6%	0%	4%	4%	86%

**A2.1.** For all students, how does your institution provide information about how to file a Title IX complaint regarding sexual violence? [On the institution's website]

**A2.2.** For all students, how does your institution provide information about how to file a Title IX complaint regarding sexual violence? [In the Student Handbook/Code of Conduct]

Type of School	Yes	No
National Sample	86%	14%
Large (≥10,000)	100%	0%
Medium (1,000-9,999)	92%	8%
Small (<1,000)	71%	29%
Public	97%	3%
Private For-Profit	70%	30%
Private Not-For-Profit	88%	12%
Division I	100%	0%
Division II	93%	7%
Division III	97%	3%
40 Largest Private Institutions	100%	0%
50 Largest Public Institutions	100%	0%

Type of School	Yes	No
National Sample	93%	7%
Large (≥10,000)	94%	6%
Medium (1,000-9,999)	93%	7%
Small (<1,000)	93%	7%
Public	95%	5%
Private For-Profit	91%	9%
Private Not-For-Profit	93%	7%
Division I	96%	4%
Division II	97%	3%
Division III	94%	6%
40 Largest Private Institutions	100%	0%
50 Largest Public Institutions	84%	16%



**A2.3.** For all students, how does your institution provide information about how to file a Title IX complaint regarding sexual violence? [In printed materials located in the Admissions office]

Type of School	Yes	No
National Sample	39%	61%
Large ( $\geq 10,000$ )	46%	54%
Medium (1,000-9,999)	40%	60%
Small (<1,000)	33%	67%
Public	48%	52%
Private For-Profit	42%	58%
Private Not-For-Profit	31%	69%
Division I	54%	46%
Division II	40%	60%
Division III	32%	68%
40 Largest Private Institutions	33%	67%
50 Largest Public Institutions	54%	46%

**A2.4.** For all students, how does your institution provide information about how to file a Title IX complaint regarding sexual violence? [In printed materials located in the office of Greek life]

Type of School	Yes	No
National Sample	14%	86%
Large ( $\geq 10,000$ )	34%	66%
Medium (1,000-9,999)	14%	86%
Small (<1,000)	1%	99%
Public	37%	73%
Private For-Profit	0%	100%
Private Not-For-Profit	13%	87%
Division I	46%	54%
Division II	20%	80%
Division III	23%	77%
40 Largest Private Institutions	41%	59%
50 Largest Public Institutions	63%	38%

**A2.5.** For all students, how does your institution provide information about how to file a Title IX complaint regarding sexual violence? [In printed materials located in the office of Athletics]

**A2.6.** For all students, how does your institution provide information about how to file a Title IX complaint regarding sexual violence? [In printed materials located in the office of Student Affairs]

Type of School	Yes	No
National Sample	31%	69%
Large (≥10,000)	43%	57%
Medium (1,000-9,999)	43%	57%
Small (<1,000)	10%	90%
Public	45%	55%
Private For-Profit	2%	98%
Private Not-For-Profit	39%	61%
Division I	68%	32%
Division II	54%	46%
Division III	54%	46%
40 Largest Private Institutions	41%	59%
50 Largest Public Institutions	73%	27%

Type of School	Yes	No
National Sample	66%	34%
Large (≥10,000)	69%	31%
Medium (1,000-9,999)	73%	27%
Small (<1,000)	55%	45%
Public	73%	27%
Private For-Profit	46%	54%
Private Not-For-Profit	72%	28%
Division I	86%	14%
Division II	62%	38%
Division III	86%	14%
40 Largest Private Institutions	74%	26%
50 Largest Public Institutions	83%	17%

**A2.7.** For all students, how does your institution provide information about how to file a Title IX complaint regarding sexual violence? [In printed materials located in the Residential Services Center]

**A2.8.** For all students, how does your institution provide information about how to file a Title IX complaint regarding sexual violence? [In new student orientation materials]

Type of School	Yes	No
National Sample	39%	61%
Large ( $\geq 10,000$ )	47%	53%
Medium (1,000-9,999)	52%	48%
Small (<1,000)	20%	80%
Public	46%	54%
Private For-Profit	7%	93%
Private Not-For-Profit	52%	48%
Division I	79%	21%
Division II	5%	50%
Division III	69%	31%
40 Largest Private Institutions	55%	45%
50 Largest Public Institutions	63%	37%

Type of School	Yes	No
National Sample	78%	22%
Large ( $\geq 10,000$ )	74%	26%
Medium (1,000-9,999)	78%	22%
Small (<1,000)	81%	19%
Public	85%	15%
Private For-Profit	75%	25%
Private Not-For-Profit	75%	25%
Division I	82%	18%
Division II	79%	21%
Division III	81%	19%
40 Largest Private Institutions	85%	15%
50 Largest Public Institutions	87%	13%

**A3.1.** For students who report sexual violence, how does your institution provide information to them about how to file a Title IX complaint regarding sexual violence? [On the institution's website]

**A3.2.** For students who report sexual violence, how does your institution provide information to them about how to file a Title IX complaint regarding sexual violence? [In the Student Handbook/Code of Conduct]

Type of School	Yes	No
National Sample	84%	16%
Large (≥10,000)	98%	2%
Medium (1,000-9,999)	90%	10%
Small (<1,000)	67%	33%
Public	96%	4%
Private For-Profit	70%	30%
Private Not-For-Profit	83%	17%
Division I	96%	4%
Division II	90%	10%
Division III	94%	6%
40 Largest Private Institutions	97%	3%
50 Largest Public Institutions	100%	0%

Type of School	Yes	No
National Sample	91%	9%
Large (≥10,000)	92%	8%
Medium (1,000-9,999)	90%	10%
Small (<1,000)	91%	9%
Public	89%	11%
Private For-Profit	93%	7%
Private Not-For-Profit	92%	8%
Division I	96%	4%
Division II	93%	7%
Division III	94%	6%
40 Largest Private Institutions	94%	6%
50 Largest Public Institutions	84%	16%

**A3.3.** For students who report sexual violence, how does your institution provide information to them about how to file a Title IX complaint regarding sexual violence? [In printed materials located in the Admissions office]

**A3.4.** For students who report sexual violence, how does your institution provide information to them about how to file a Title IX complaint regarding sexual violence? [In printed materials located in the office of Greek life]

Type of School	Yes	No
National Sample	34%	66%
Large ( $\geq 10,000$ )	45%	55%
Medium (1,000-9,999)	31%	69%
Small ( $< 1,000$ )	29%	71%
Public	40%	60%
Private For-Profit	42%	58%
Private Not-For-Profit	24%	76%
Division I	48%	52%
Division II	33%	67%
Division III	29%	71%
40 Largest Private Institutions	31%	69%
50 Largest Public Institutions	51%	49%

Type of School	Yes	No
National Sample	14%	86%
Large ( $\geq 10,000$ )	33%	67%
Medium (1,000-9,999)	14%	86%
Small ( $< 1,000$ )	1%	99%
Public	26%	74%
Private For-Profit	0%	100%
Private Not-For-Profit	13%	87%
Division I	42%	58%
Division II	16%	84%
Division III	23%	77%
40 Largest Private Institutions	39%	61%
50 Largest Public Institutions	59%	41%

**A3.5** For students who report sexual violence, how does your institution provide information to them about how to file a Title IX complaint regarding sexual violence? [In printed materials located in the office of Athletics]

**A3.6** For students who report sexual violence, how does your institution provide information to them about how to file a Title IX complaint regarding sexual violence? [In printed materials located in the office of Student Affairs]

Type of School	Yes	No
National Sample	30%	70%
Large (≥10,000)	42%	58%
Medium (1,000-9,999)	40%	60%
Small (<1,000)	10%	90%
Public	46%	54%
Private For-Profit	2%	98%
Private Not-For-Profit	35%	65%
Division I	63%	37%
Division II	50%	50%
Division III	54%	46%
40 Largest Private Institutions	39%	61%
50 Largest Public Institutions	71%	29%

Type of School	Yes	No
National Sample	65%	35%
Large (≥10,000)	69%	31%
Medium (1,000-9,999)	74%	26%
Small (<1,000)	52%	48%
Public	73%	27%
Private For-Profit	46%	54%
Private Not-For-Profit	71%	29%
Division I	85%	15%
Division II	69%	31%
Division III	87%	13%
40 Largest Private Institutions	70%	30%
50 Largest Public Institutions	82%	18%

**A3.7** For students who report sexual violence, how does your institution provide information to them about how to file a Title IX complaint regarding sexual violence? [In printed materials located in the Residential Services Center]

Type of School	Yes	No
National Sample	39%	61%
Large (≥10,000)	48%	52%
Medium (1,000-9,999)	53%	47%
Small (<1,000)	19%	81%
Public	46%	54%
Private For-Profit	7%	93%
Private Not-For-Profit	53%	47%
Division I	81%	19%
Division II	54%	46%
Division III	70%	30%
40 Largest Private Institutions	53%	47%
50 Largest Public Institutions	67%	33%

**A3.8** For students who report sexual violence, how does your institution provide information to them about how to file a Title IX complaint regarding sexual violence? [In new student orientation materials]

Type of School	Yes	No
National Sample	72%	28%
Large (≥10,000)	69%	31%
Medium (1,000-9,999)	76%	24%
Small (<1,000)	68%	32%
Public	79%	21%
Private For-Profit	60%	40%
Private Not-For-Profit	73%	27%
Division I	78%	22%
Division II	79%	21%
Division III	81%	19%
40 Largest Private Institutions	79%	21%
50 Largest Public Institutions	85%	15%

**A4.1** Does your institution conduct an annual internal survey to gauge the climate regarding sexual violence-related issues among the campus community?

**A4.2.** Is the survey: [Mandatory]

Type of School	Yes	No
National Sample	16%	84%
Large ( $\geq 10,000$ )	23%	77%
Medium (1,000-9,999)	16%	84%
Small ( $< 1,000$ )	11%	89%
Public	14%	86%
Private For-Profit	16%	84%
Private Not-For-Profit	17%	83%
Division I	29%	71%
Division II	14%	86%
Division III	19%	81%
40 Largest Private Institutions	12%	88%
50 Largest Public Institutions	20%	80%

Type of School	Yes	No
National Sample	15%	85%
Large ( $\geq 10,000$ )	8%	92%
Medium (1,000-9,999)	19%	81%
Small ( $< 1,000$ )	20%	80%
Public	13%	87%
Private For-Profit	31%	69%
Private Not-For-Profit	6%	94%
Division I	11%	89%
Division II	0%	100%
Division III	0%	100%
40 Largest Private Institutions	29%	71%
50 Largest Public Institutions	0%	100%



**A4.3.** Is the survey: [Confidential (survey participants' identities are protected)]

**A4.4.** Is the survey: [Anonymous (survey participants do not provide their identities)]

Type of School	Yes	No
National Sample	85%	15%
Large ( $\geq 10,000$ )	92%	8%
Medium (1,000-9,999)	76%	24%
Small ( $< 1,000$ )	89%	11%
Public	75%	25%
Private For-Profit	92%	8%
Private Not-For-Profit	83%	17%
Division I	78%	22%
Division II	75%	25%
Division III	83%	17%
40 Largest Private Institutions	86%	14%
50 Largest Public Institutions	75%	25%

Type of School	Yes	No
National Sample	79%	21%
Large ( $\geq 10,000$ )	83%	17%
Medium (1,000-9,999)	82%	18%
Small ( $< 1,000$ )	70%	30%
Public	88%	12%
Private For-Profit	62%	38%
Private Not-For-Profit	89%	11%
Division I	78%	22%
Division II	75%	25%
Division III	100%	0%
40 Largest Private Institutions	100%	0%
50 Largest Public Institutions	90%	10%

**A5.**The federal government is responsible for overseeing how well colleges and universities across the country are enforcing Clery Act and Title IX requirements. In your opinion, how rigorous do you consider federal oversight of universities regarding sexual violence to be?

<b>Type of School</b>	<b>Extremely rigorous</b>	<b>Very rigorous</b>	<b>Moderately rigorous</b>	<b>Somewhat rigorous</b>	<b>Not at all rigorous</b>
National Sample	13%	54%	25%	6%	2%
Large ( $\geq 10,000$ )	15%	60%	23%	2%	0%
Medium (1,000 - 9,999)	16%	50%	22%	11%	2%
Small (<1,000)	9%	56%	29%	4%	2%
Public	19%	20%	57% <sup>1</sup>	1%	1%
Private For-Profit	2%	56%	32%	9%	2%
Private Not-For-Profit	15%	51%	24%	8%	2%
Division I	7%	68%	25%	0%	0%
Division II	28%	31%	38%	3%	0%
Division III	13%	58%	19%	6%	3%
40 Largest Private Institutions	18%	53%	29%	0%	0%
50 Largest Public Institutions	31%	55%	12%	2%	0%

**A6.** Is your institution currently under investigation for non-compliance with Title IX requirements regarding sexual violence?

Type of School	Yes	No
National Sample	8%	92%
Large ( $\geq 10,000$ )	13%	87%
Medium (1,000-9,999)	3%	97%
Small ( $< 1,000$ )	10%	90%
Public	18%	82%
Private For-Profit	0%	100%
Private Not-For-Profit	5%	95%
Division I	8%	92%
Division II	0%	100%
Division III	10%	90%
40 Largest Private Institutions	12%	88%
50 Largest Public Institutions	18%	82%

**A7.** Since 2003, how many times has your institution been under investigation for non-compliance with Title IX requirements regarding sexual violence?

Type of School	0	1	2-3
National Sample	89%	10%	1%
Large ( $\geq 10,000$ )	78%	16%	6%
Medium (1,000 - 9,999)	94%	6%	0%
Small ( $< 1,000$ )	90%	10%	0%
Public	81%	19%	0%
Private For-Profit	100%	0%	0%
Private Not-For-Profit	88%	9%	3%
Division I	70%	26%	4%
Division II	100%	0%	0%
Division III	86%	10%	3%
40 Largest Private Institutions	73%	12%	15%
50 Largest Public Institutions	73%	20%	6%

**A8.** Is your institution currently under investigation for non-compliance with Clery Act requirements regarding sexual violence?

Type of School	Yes	No
National Sample	43%	57%
Large ( $\geq 10,000$ )	0%	100%
Medium (1,000-9,999)	3%	97%
Small ( $< 1,000$ )	9%	91%
Public	11%	89%
Private For-Profit	0%	100%
Private Not-For-Profit	2%	98%
Division I	0%	100%
Division II	3%	97%
Division III	7%	93%
40 Largest Private Institutions	3%	97%
50 Largest Public Institutions	41%	59%

**A9.** Since 2003, how many times has your institution been under investigation for non-compliance with Clery Act requirements regarding sexual violence?

Type of School	0	1
National Sample	95%	5%
Large ( $\geq 10,000$ )	92%	8%
Medium (1,000-9,999)	99%	1%
Small ( $< 1,000$ )	91%	9%
Public	87%	13%
Private For-Profit	100%	0%
Private Not-For-Profit	97%	3%
Division I	85%	15%
Division II	100%	0%
Division III	97%	3%
40 Largest Private Institutions	88%	12%
50 Largest Public Institutions	94%	6%

**B1.** When was the last time your institution's sexual violence policies and procedures were updated?

Type of School	Within the last 5 years	6-10 years ago	More than 10 years ago	No official policies
National Sample	95%	3%	1%	1%
Large (≥10,000)	98%	2%	0%	0%
Medium (1,000 - 9,999)	95%	4%	0%	1%
Small (<1,000)	94%	4%	1%	1%
Public	96%	1%	1%	1%
Private For-Profit	98%	2%	0%	0%
Private Not-For-Profit	94%	5%	0%	1%
Division I	93%	7%	0%	0%
Division II	97%	3%	0%	0%
Division III	100%	0%	0%	0%
40 Largest Private Institutions	100%	0%	0%	0%
50 Largest Public Institutions	96%	2%	2%	0%

**B2.1.** How does your institution provide security/law enforcement on campus?  
[Sworn law enforcement officers employed by the institution]

Type of School	Yes	No
National Sample	40%	60%
Large (≥10,000)	70%	30%
Medium (1,000-9,999)	47%	53%
Small (<1,000)	12%	88%
Public	82%	18%
Private For-Profit	2%	98%
Private Not-For-Profit	32%	68%
Division I	75%	25%
Division II	62%	38%
Division III	55%	45%
40 Largest Private Institutions	53%	47%
50 Largest Public Institutions	98%	2%

**B2.2.** How does your institution provide security/law enforcement on campus?  
 [Private security employed by the institution]

Type of School	Yes	No
National Sample	57%	43%
Large (≥10,000)	55%	45%
Medium (1,000-9,999)	66%	34%
Small (<1,000)	49%	51%
Public	43%	57%
Private For-Profit	39%	61%
Private Not-For-Profit	77%	23%
Division I	61%	39%
Division II	43%	57%
Division III	77%	23%
40 Largest Private Institutions	88%	12%
50 Largest Public Institutions	57%	43%

**B2.3.** How does your institution provide security/law enforcement on campus?  
 [Private security employed by the facility owner/landlord]

Type of School	Yes	No
National Sample	22%	78%
Large (≥10,000)	32%	68%
Medium (1,000-9,999)	16%	84%
Small (<1,000)	23%	77%
Public	16%	84%
Private For-Profit	37%	63%
Private Not-For-Profit	18%	82%
Division I	25%	75%
Division II	17%	83%
Division III	17%	83%
40 Largest Private Institutions	41%	59%
50 Largest Public Institutions	17%	83%

**B2.4.** How does your institution provide security/law enforcement on campus?  
 [Rely on local (e.g., municipal, county, special district) law enforcement agency]

Type of School	Yes	No
National Sample	53%	47%
Large ( $\geq 10,000$ )	42%	58%
Medium (1,000-9,999)	48%	52%
Small ( $< 1,000$ )	67%	33%
Public	36%	64%
Private For-Profit	60%	40%
Private Not-For-Profit	61%	39%
Division I	46%	54%
Division II	38%	62%
Division III	45%	55%
40 Largest Private Institutions	62%	38%
50 Largest Public Institutions	27%	73%

**B3.1.** Are campus law enforcement/security officers required by law or institutional policy to be specifically trained to respond to reports of sexual violence

Type of School	Yes	No	No campus security
National Sample	57%	30%	13%
Large ( $\geq 10,000$ )	74%	20%	6%
Medium (1,000 - 9,999)	69%	30%	1%
Small ( $< 1,000$ )	29%	38%	33%
Public	72%	28%	0%
Private For-Profit	32%	23%	45%
Private Not-For-Profit	59%	35%	6%
Division I	89%	11%	0%
Division II	72%	28%	0%
Division III	72%	28%	0%
40 Largest Private Institutions	88%	9%	3%
50 Largest Public Institutions	86%	14%	0%

**B3.2.** If specific sexual violence training is required of law enforcement/security officers, does the training include explanations of what constitutes sexual assault, sexual abuse, rape, and other related terms?

Type of School	Yes	No
National Sample	98%	2%
Large ( $\geq 10,000$ )	100%	0%
Medium (1,000-9,999)	99%	1%
Small ( $< 1,000$ )	95%	5%
Public	100%	0%
Private For-Profit	93%	7%
Private Not-For-Profit	98%	2%
Division I	100%	0%
Division II	100%	0%
Division III	100%	0%
40 Largest Private Institutions	97%	3%
50 Largest Public Institutions	95%	5%

**B3.3.** If specific sexual violence training is required of law enforcement/security officers, does the training include how to work with local prosecutors?

Type of School	Yes	No
National Sample	57%	43%
Large ( $\geq 10,000$ )	73%	27%
Medium (1,000-9,999)	53%	47%
Small ( $< 1,000$ )	39%	61%
Public	81%	19%
Private For-Profit	7%	93%
Private Not-For-Profit	50%	50%
Division I	72%	28%
Division II	45%	55%
Division III	68%	32%
40 Largest Private Institutions	70%	30%
50 Largest Public Institutions	74%	26%



**B3.4.** If specific sexual violence training is required, how often is it given to law enforcement/security officers?

Type of School	Once, upon hiring	Annually	Other
National Sample	17%	65%	18%
Large ( $\geq 10,000$ )	14%	60%	26%
Medium (1,000 - 9,999)	16%	70%	14%
Small ( $< 1,000$ )	24%	59%	18%
Public	27%	50%	23%
Private For-Profit	12%	88%	0%
Private Not-For-Profit	9%	74%	17%
Division I	16%	60%	24%
Division II	19%	67%	14%
Division III	0%	75%	25%
40 Largest Private Institutions	20%	67%	13%
50 Largest Public Institutions	34%	41%	24%

**B3.5.** If specific sexual violence training is required, who provides the training? [Faculty/staff of the institution]

Type of School	Yes	No
National Sample	60%	40%
Large ( $\geq 10,000$ )	68%	32%
Medium (1,000-9,999)	52%	48%
Small ( $< 1,000$ )	68%	32%
Public	54%	46%
Private For-Profit	80%	20%
Private Not-For-Profit	61%	39%
Division I	64%	36%
Division II	43%	57%
Division III	65%	35%
40 Largest Private Institutions	80%	20%
50 Largest Public Institutions	76%	24%

**B3.6.** If specific sexual violence training is required, who provides the training?  
 [Faculty/staff of the law enforcement/security agency]

**B3.7.** If specific sexual violence training is required, who provides the training?  
 [Specialized trainers under contract to the institution or law enforcement/security agency]

Type of School	Yes	No
National Sample	56%	44%
Large ( $\geq 10,000$ )	62%	38%
Medium (1,000-9,999)	62%	38%
Small (<1,000)	25%	75%
Public	60%	40%
Private For-Profit	13%	87%
Private Not-For-Profit	64%	36%
Division I	72%	28%
Division II	57%	43%
Division III	74%	26%
40 Largest Private Institutions	67%	33%
50 Largest Public Institutions	76%	24%

Type of School	Yes	No
National Sample	48%	52%
Large ( $\geq 10,000$ )	46%	54%
Medium (1,000-9,999)	52%	48%
Small (<1,000)	38%	62%
Public	43%	57%
Private For-Profit	27%	73%
Private Not-For-Profit	58%	42%
Division I	60%	40%
Division II	62%	38%
Division III	47%	53%
40 Largest Private Institutions	57%	43%
50 Largest Public Institutions	51%	49%

**B3.8.** If specific sexual violence training is required, who provides the training?  
 [State training academy]

**B3.9.** If specific sexual violence training is required, who provides the training?  
 [Local prosecutors]

Type of School	Yes	No
National Sample	44%	56%
Large ( $\geq 10,000$ )	58%	42%
Medium (1,000-9,999)	42%	58%
Small ( $< 1,000$ )	25%	75%
Public	70%	30%
Private For-Profit	0%	100%
Private Not-For-Profit	32%	68%
Division I	52%	48%
Division II	50%	50%
Division III	50%	50%
40 Largest Private Institutions	46%	54%
50 Largest Public Institutions	83%	17%

Type of School	Yes	No
National Sample	21%	79%
Large ( $\geq 10,000$ )	30%	70%
Medium (1,000-9,999)	21%	79%
Small ( $< 1,000$ )	5%	95%
Public	30%	70%
Private For-Profit	0%	100%
Private Not-For-Profit	20%	80%
Division I	36%	64%
Division II	20%	80%
Division III	17%	83%
40 Largest Private Institutions	21%	79%
50 Largest Public Institutions	55%	45%

**B4.1.** Are there written protocols between campus law enforcement and local law enforcement agencies for responding to sexual violence cases?

**B4.2.** If such protocols exist, which of the following are included? [Requirement to report incident to local or nearest police agency]

Type of School	Yes	No
National Sample	27%	73%
Large (≥10,000)	36%	64%
Medium (1,000-9,999)	34%	66%
Small (<1,000)	11%	89%
Public	39%	61%
Private For-Profit	5%	95%
Private Not-For-Profit	29%	71%
Division I	52%	48%
Division II	36%	64%
Division III	33%	67%
40 Largest Private Institutions	50%	50%
50 Largest Public Institutions	39%	61%

Type of School	Yes	No
National Sample	67%	33%
Large (≥10,000)	53%	47%
Medium (1,000-9,999)	73%	27%
Small (<1,000)	78%	22%
Public	57%	43%
Private For-Profit	25%	75%
Private Not-For-Profit	83%	17%
Division I	71%	29%
Division II	78%	22%
Division III	50%	50%
40 Largest Private Institutions	82%	18%
50 Largest Public Institutions	53%	47%

**B4.3.** If such protocols exist, which of the following are included? [Explanation of what constitutes a reportable incident]

Type of School	Yes	No
National Sample	66%	34%
Large ( $\geq 10,000$ )	56%	44%
Medium (1,000-9,999)	72%	28%
Small ( $< 1,000$ )	63%	38%
Public	54%	46%
Private For-Profit	33%	67%
Private Not-For-Profit	81%	19%
Division I	50%	50%
Division II	78%	22%
Division III	90%	10%
40 Largest Private Institutions	88%	12%
50 Largest Public Institutions	65%	35%

**B4.4.** If such protocols exist, which of the following are included? [Procedures for dual or cross-reporting of incidents]

Type of School	Yes	No
National Sample	58%	42%
Large ( $\geq 10,000$ )	58%	42%
Medium (1,000-9,999)	55%	45%
Small ( $< 1,000$ )	71%	29%
Public	61%	39%
Private For-Profit	25%	75%
Private Not-For-Profit	60%	40%
Division I	71%	29%
Division II	78%	22%
Division III	50%	50%
40 Largest Private Institutions	69%	31%
50 Largest Public Institutions	60%	40%

**B4.5.** If such protocols exist, which of the following are included? [Procedures for Uniform Crime Reporting]

**B4.6.** If such protocols exist, which of the following are included? [Procedures for Campus Security Act (Clery Act) reporting]

Type of School	Yes	No
National Sample	63%	38%
Large (≥10,000)	58%	42%
Medium (1,000-9,999)	65%	35%
Small (<1,000)	67%	33%
Public	65%	35%
Private For-Profit	25%	75%
Private Not-For-Profit	65%	35%
Division I	64%	36%
Division II	89%	11%
Division III	50%	50%
40 Largest Private Institutions	50%	50%
50 Largest Public Institutions	65%	35%

Type of School	Yes	No
National Sample	68%	32%
Large (≥10,000)	63%	37%
Medium (1,000-9,999)	72%	28%
Small (<1,000)	67%	33%
Public	70%	30%
Private For-Profit	50%	50%
Private Not-For-Profit	69%	31%
Division I	64%	36%
Division II	78%	22%
Division III	70%	30%
40 Largest Private Institutions	71%	29%
50 Largest Public Institutions	80%	20%

**B4.7.** If such protocols exist, which of the following are included? [Investigative responsibility]

Type of School	Yes	No
National Sample	82%	18%
Large ( $\geq 10,000$ )	79%	21%
Medium (1,000-9,999)	82%	18%
Small ( $< 1,000$ )	88%	13%
Public	96%	4%
Private For-Profit	25%	75%
Private Not-For-Profit	76%	24%
Division I	93%	7%
Division II	89%	11%
Division III	70%	30%
40 Largest Private Institutions	82%	18%
50 Largest Public Institutions	80%	20%

**B4.8.** If such protocols exist, which of the following are included? [Information-sharing]

Type of School	Yes	No
National Sample	82%	18%
Large ( $\geq 10,000$ )	84%	16%
Medium (1,000-9,999)	79%	21%
Small ( $< 1,000$ )	88%	13%
Public	89%	11%
Private For-Profit	25%	75%
Private Not-For-Profit	83%	17%
Division I	86%	14%
Division II	78%	22%
Division III	80%	20%
40 Largest Private Institutions	94%	6%
50 Largest Public Institutions	80%	20%

**B4.9.** If such protocols exist, which of the following are included? [Resource-sharing (e.g., medical facilities)]

**B4.10.** If such protocols exist, which of the following are included? [Referrals to victim support services]

Type of School	Yes	No
National Sample	54%	46%
Large (≥10,000)	53%	47%
Medium (1,000-9,999)	50%	50%
Small (<1,000)	75%	25%
Public	67%	33%
Private For-Profit	0%	100%
Private Not-For-Profit	50%	50%
Division I	64%	36%
Division II	44%	56%
Division III	33%	67%
40 Largest Private Institutions	47%	53%
50 Largest Public Institutions	85%	15%

Type of School	Yes	No
National Sample	64%	36%
Large (≥10,000)	42%	58%
Medium (1,000-9,999)	72%	28%
Small (<1,000)	80%	20%
Public	68%	32%
Private For-Profit	0%	100%
Private Not-For-Profit	69%	31%
Division I	43%	57%
Division II	78%	22%
Division III	78%	22%
40 Largest Private Institutions	53%	47%
50 Largest Public Institutions	75%	25%



**C1.1.** Where could a student get information about what to do in the case of sexual violence? [Student handbook/Student code of conduct]

**C1.2.** Where could a student get information about what to do in the case of sexual violence? [New student/Freshman orientation]

Type of School	Yes	No
National Sample	97%	3%
Large ( $\geq 10,000$ )	98%	2%
Medium (1,000-9,999)	97%	3%
Small ( $< 1,000$ )	95%	5%
Public	95%	5%
Private For-Profit	98%	2%
Private Not-For-Profit	97%	3%
Division I	96%	4%
Division II	100%	0%
Division III	97%	3%
40 Largest Private Institutions	100%	0%
50 Largest Public Institutions	86%	14%

Type of School	Yes	No
National Sample	82%	18%
Large ( $\geq 10,000$ )	78%	22%
Medium (1,000-9,999)	87%	13%
Small ( $< 1,000$ )	79%	21%
Public	90%	10%
Private For-Profit	58%	42%
Private Not-For-Profit	89%	11%
Division I	89%	11%
Division II	93%	7%
Division III	100%	0%
40 Largest Private Institutions	91%	9%
50 Largest Public Institutions	94%	6%

**C1.3.** Where could a student get information about what to do in the case of sexual violence? [Seminars held periodically (e.g., semester, quarter, trimester)]

Type of School	Yes	No
National Sample	66%	34%
Large ( $\geq 10,000$ )	79%	21%
Medium (1,000-9,999)	79%	21%
Small ( $< 1,000$ )	42%	58%
Public	81%	19%
Private For-Profit	37%	63%
Private Not-For-Profit	72%	28%
Division I	93%	7%
Division II	82%	18%
Division III	97%	3%
40 Largest Private Institutions	74%	26%
50 Largest Public Institutions	94%	6%

**C1.4.** Where could a student get information about what to do in the case of sexual violence? [Posted in public spaces (e.g., bathrooms, bulletin boards, dorm hallways)]

Type of School	Yes	No
National Sample	58%	42%
Large ( $\geq 10,000$ )	69%	31%
Medium (1,000-9,999)	67%	33%
Small ( $< 1,000$ )	38%	62%
Public	74%	26%
Private For-Profit	26%	74%
Private Not-For-Profit	63%	37%
Division I	86%	14%
Division II	64%	36%
Division III	81%	19%
40 Largest Private Institutions	64%	36%
50 Largest Public Institutions	83%	17%

**C1.5.** Where could a student get information about what to do in the case of sexual violence? [Institution's website]

Type of School	Yes	No
National Sample	85%	15%
Large ( $\geq 10,000$ )	98%	2%
Medium (1,000-9,999)	92%	8%
Small ( $< 1,000$ )	68%	32%
Public	99%	1%
Private For-Profit	63%	37%
Private Not-For-Profit	88%	12%
Division I	96%	4%
Division II	97%	3%
Division III	100%	0%
40 Largest Private Institutions	100%	0%
50 Largest Public Institutions	100%	0%

**C1.6.** Where could a student get information about what to do in the case of sexual violence? [Annual Security Report]

Type of School	Yes	No
National Sample	92%	8%
Large ( $\geq 10,000$ )	96%	4%
Medium (1,000-9,999)	90%	10%
Small ( $< 1,000$ )	93%	7%
Public	93%	7%
Private For-Profit	93%	7%
Private Not-For-Profit	91%	9%
Division I	100%	0%
Division II	100%	0%
Division III	90%	10%
40 Largest Private Institutions	97%	3%
50 Largest Public Institutions	96%	4%

**C1.7.** Where could a student get information about what to do in the case of sexual violence? [Available upon request]

Type of School	Yes	No
National Sample	95%	5%
Large ( $\geq 10,000$ )	98%	2%
Medium (1,000-9,999)	94%	6%
Small ( $< 1,000$ )	95%	5%
Public	97%	3%
Private For-Profit	96%	4%
Private Not-For-Profit	93%	7%
Division I	93%	7%
Division II	100%	0%
Division III	100%	0%
40 Largest Private Institutions	100%	0%
50 Largest Public Institutions	100%	0%

**C1.8.** Where could a student get information about what to do in the case of sexual violence? [By referral]

Type of School	Yes	No
National Sample	80%	20%
Large ( $\geq 10,000$ )	83%	17%
Medium (1,000-9,999)	89%	11%
Small ( $< 1,000$ )	68%	32%
Public	88%	12%
Private For-Profit	67%	33%
Private Not-For-Profit	82%	18%
Division I	89%	11%
Division II	96%	4%
Division III	97%	3%
40 Largest Private Institutions	94%	6%
50 Largest Public Institutions	100%	0%

**C2.1.** Which of the following offer services to students who have reported that they have experienced sexual violence? [Campus law enforcement]

Type of School	Yes	No
National Sample	74%	26%
Large (≥10,000)	85%	15%
Medium (1,000-9,999)	91%	9%
Small (<1,000)	45%	55%
Public	96%	4%
Private For-Profit	28%	72%
Private Not-For-Profit	83%	17%
Division I	100%	0%
Division II	97%	3%
Division III	97%	3%
40 Largest Private Institutions	97%	3%
50 Largest Public Institutions	98%	2%

**C2.2.** Which of the following offer services to students who have reported that they have experienced sexual violence? [Campus victim assistance/advocacy program(s)]

Type of School	Yes	No
National Sample	43%	57%
Large (≥10,000)	70%	30%
Medium (1,000-9,999)	50%	50%
Small (<1,000)	15%	85%
Public	61%	39%
Private For-Profit	18%	82%
Private Not-For-Profit	44%	56%
Division I	68%	32%
Division II	57%	43%
Division III	73%	27%
40 Largest Private Institutions	82%	18%
50 Largest Public Institutions	82%	18%

**C2.3.** Which of the following offer services to students who have reported that they have experienced sexual violence? [Student health services]

**C2.4.** Which of the following offer services to students who have reported that they have experienced sexual violence? [Student mental health services]

Type of School	Yes	No
National Sample	61%	39%
Large ( $\geq 10,000$ )	72%	28%
Medium (1,000-9,999)	76%	24%
Small (<1,000)	35%	65%
Public	86%	14%
Private For-Profit	5%	95%
Private Not-For-Profit	73%	27%
Division I	96%	4%
Division II	90%	10%
Division III	97%	3%
40 Largest Private Institutions	94%	6%
50 Largest Public Institutions	90%	10%

Type of School	Yes	No
National Sample	73%	27%
Large ( $\geq 10,000$ )	81%	19%
Medium (1,000-9,999)	89%	11%
Small (<1,000)	47%	53%
Public	94%	6%
Private For-Profit	26%	74%
Private Not-For-Profit	83%	17%
Division I	100%	0%
Division II	97%	3%
Division III	97%	3%
40 Largest Private Institutions	91%	9%
50 Largest Public Institutions	94%	6%

**C2.5.** Which of the following offer services to students who have reported that they have experienced sexual violence? [Campus legal service counseling]

**C2.6.** Which of the following offer services to students who have reported that they have experienced sexual violence? [Campus women's center]

Type of School	Yes	No
National Sample	13%	88%
Large (≥10,000)	24%	76%
Medium (1,000-9,999)	11%	89%
Small (<1,000)	8%	93%
Public	25%	75%
Private For-Profit	0%	100%
Private Not-For-Profit	11%	89%
Division I	39%	61%
Division II	11%	89%
Division III	7%	93%
40 Largest Private Institutions	18%	82%
50 Largest Public Institutions	59%	41%

Type of School	Yes	No
National Sample	18%	82%
Large (≥10,000)	38%	62%
Medium (1,000-9,999)	17%	83%
Small (<1,000)	5%	95%
Public	32%	68%
Private For-Profit	0%	100%
Private Not-For-Profit	18%	82%
Division I	50%	50%
Division II	29%	71%
Division III	21%	79%
40 Largest Private Institutions	32%	68%
50 Largest Public Institutions	59%	41%

**C2.7.** Which of the following offer services to students who have reported that they have experienced sexual violence? [Local community law enforcement]

Type of School	Yes	No
National Sample	93%	7%
Large ( $\geq 10,000$ )	92%	8%
Medium (1,000-9,999)	93%	7%
Small (<1,000)	95%	5%
Public	96%	4%
Private For-Profit	90%	10%
Private Not-For-Profit	93%	7%
Division I	93%	7%
Division II	100%	0%
Division III	97%	3%
40 Largest Private Institutions	97%	3%
50 Largest Public Institutions	96%	4%

**C2.8.** Which of the following offer services to students who have reported that they have experienced sexual violence? [Community victim assistance/advocacy program(s)]

Type of School	Yes	No
National Sample	92%	8%
Large ( $\geq 10,000$ )	100%	0%
Medium (1,000-9,999)	90%	10%
Small (<1,000)	90%	10%
Public	97%	3%
Private For-Profit	93%	7%
Private Not-For-Profit	88%	12%
Division I	93%	7%
Division II	96%	4%
Division III	100%	0%
40 Largest Private Institutions	97%	3%
50 Largest Public Institutions	98%	2%



**C2.9.** Which of the following offer services to students who have reported that they have experienced sexual violence? [Community health services]

**C2.10.** Which of the following offer services to students who have reported that they have experienced sexual violence? [Community mental health services]

Type of School	Yes	No
National Sample	90%	10%
Large (≥10,000)	96%	4%
Medium (1,000-9,999)	91%	9%
Small (<1,000)	87%	13%
Public	96%	4%
Private For-Profit	82%	18%
Private Not-For-Profit	89%	11%
Division I	96%	4%
Division II	96%	4%
Division III	100%	0%
40 Largest Private Institutions	97%	3%
50 Largest Public Institutions	98%	2%

Type of School	Yes	No
National Sample	92%	8%
Large (≥10,000)	98%	2%
Medium (1,000-9,999)	89%	11%
Small (<1,000)	91%	9%
Public	96%	4%
Private For-Profit	94%	6%
Private Not-For-Profit	87%	13%
Division I	92%	8%
Division II	96%	4%
Division III	97%	3%
40 Largest Private Institutions	100%	0%
50 Largest Public Institutions	98%	2%

**C2.11.** Which of the following offer services to students who have reported that they have experienced sexual violence? [Community legal services]

Type of School	Yes	No
National Sample	70%	30%
Large ( $\geq 10,000$ )	80%	20%
Medium (1,000-9,999)	74%	26%
Small (<1,000)	59%	41%
Public	78%	22%
Private For-Profit	62%	38%
Private Not-For-Profit	69%	31%
Division I	78%	22%
Division II	85%	15%
Division III	85%	15%
40 Largest Private Institutions	83%	17%
50 Largest Public Institutions	93%	7%

**C2.12.** Which of the following offer services to students who have reported that they have experienced sexual violence? [Community women's center]

Type of School	Yes	No
National Sample	77%	23%
Large ( $\geq 10,000$ )	81%	19%
Medium (1,000-9,999)	76%	24%
Small (<1,000)	75%	25%
Public	82%	18%
Private For-Profit	81%	19%
Private Not-For-Profit	71%	29%
Division I	71%	29%
Division II	76%	24%
Division III	96%	4%
40 Largest Private Institutions	80%	20%
50 Largest Public Institutions	84%	16%

**C2.13.** Which of the following offer services to students who have reported that they have experienced sexual violence? [Local community rape crisis hotline]

**C3.1.** Does your institution provide training for faculty and staff about how to respond to disclosures of sexual violence?

Type of School	Yes	No
National Sample	90%	10%
Large ( $\geq 10,000$ )	100%	0%
Medium (1,000-9,999)	93%	7%
Small ( $< 1,000$ )	80%	20%
Public	96%	4%
Private For-Profit	99%	1%
Private Not-For-Profit	90%	10%
Division I	96%	4%
Division II	93%	7%
Division III	100%	0%
40 Largest Private Institutions	94%	6%
50 Largest Public Institutions	96%	4%

Type of School	Yes	No
National Sample	79%	21%
Large ( $\geq 10,000$ )	92%	8%
Medium (1,000-9,999)	87%	13%
Small ( $< 1,000$ )	61%	39%
Public	93%	7%
Private For-Profit	66%	34%
Private Not-For-Profit	77%	23%
Division I	96%	4%
Division II	93%	7%
Division III	93%	7%
40 Largest Private Institutions	85%	15%
50 Largest Public Institutions	92%	8%

**C3.2. Is this training mandatory or voluntary? [Mandatory due to state law]**

Type of School	Yes	No
National Sample	18%	82%
Large (≥10,000)	21%	79%
Medium (1,000-9,999)	16%	84%
Small (<1,000)	18%	82%
Public	21%	79%
Private For-Profit	6%	94%
Private Not-For-Profit	21%	79%
Division I	16%	84%
Division II	19%	81%
Division III	13%	88%
40 Largest Private Institutions	11%	89%
50 Largest Public Institutions	19%	81%

**C3.3. Is this training mandatory or voluntary? [Mandatory due to institutional policy]**

Type of School	Yes	No
National Sample	73%	27%
Large (≥10,000)	73%	27%
Medium (1,000-9,999)	70%	30%
Small (<1,000)	77%	23%
Public	70%	30%
Private For-Profit	79%	21%
Private Not-For-Profit	72%	28%
Division I	63%	37%
Division II	68%	32%
Division III	65%	35%
40 Largest Private Institutions	72%	28%
50 Largest Public Institutions	73%	27%

**C3.4. Is this training mandatory or voluntary? [Voluntary]**

Type of School	Yes	No
National Sample	54%	46%
Large ( $\geq 10,000$ )	60%	40%
Medium (1,000-9,999)	53%	47%
Small (<1,000)	49%	51%
Public	63%	37%
Private For-Profit	30%	70%
Private Not-For-Profit	58%	42%
Division I	68%	32%
Division II	59%	41%
Division III	68%	32%
40 Largest Private Institutions	79%	21%
50 Largest Public Institutions	70%	30%

**C3.5. If your institution provides mandatory sexual assault violence response training for staff and faculty, who must attend?**

Type of School	All faculty and staff	Select faculty and staff
National Sample	50%	50%
Large ( $\geq 10,000$ )	38%	62%
Medium (1,000 - 9,999)	57%	43%
Small (<1,000)	53%	47%
Public	44%	56%
Private For-Profit	57%	43%
Private Not-For-Profit	52%	48%
Division I	48%	52%
Division II	39%	61%
Division III	47%	53%
40 Largest Private Institutions	10%	90%
50 Largest Public Institutions	37%	63%

**C3.6.** If your institution provides sexual violence response training for staff and faculty, how often is it provided?

Type of School	Upon hiring	Annually	Periodic-ally	Other
National Sample	1%	47%	43%	8%
Large ( $\geq 10,000$ )	11%	27%	59%	4%
Medium (1,000 - 9,999)	14%	48%	30%	7%
Small ( $< 1,000$ )	5%	46%	33%	15%
Public	13%	36%	45%	6%
Private For-Profit	8%	69%	19%	4%
Private Not-For-Profit	13%	40%	40%	7%
Division I	8%	27%	54%	12%
Division II	11%	44%	41%	4%
Division III	15%	41%	41%	4%
40 Largest Private Institutions	18%	7%	68%	7%
50 Largest Public Institutions	14%	14%	49%	24%

**C3.7.** If your institution provides sexual violence response training for staff and faculty, who provides it? [Institution's staff/faculty]

Type of School	Yes	No
National Sample	87%	13%
Large ( $\geq 10,000$ )	93%	7%
Medium (1,000-9,999)	92%	8%
Small ( $< 1,000$ )	73%	27%
Public	92%	8%
Private For-Profit	70%	30%
Private Not-For-Profit	91%	9%
Division I	93%	7%
Division II	96%	4%
Division III	96%	4%
40 Largest Private Institutions	100%	0%
50 Largest Public Institutions	98%	2%

**C3.8.** If your institution provides sexual violence response training for staff and faculty, who provides it? [Outside group's staff]

**C3.9.** If your institution provides sexual violence response training for staff and faculty, who provides it? [Institution's law enforcement/security agency]

Type of School	Yes	No
National Sample	50%	50%
Large (≥10,000)	50%	50%
Medium (1,000-9,999)	58%	42%
Small (<1,000)	36%	64%
Public	47%	53%
Private For-Profit	31%	69%
Private Not-For-Profit	63%	37%
Division I	59%	41%
Division II	56%	44%
Division III	60%	40%
40 Largest Private Institutions	64%	36%
50 Largest Public Institutions	49%	51%

Type of School	Yes	No
National Sample	33%	67%
Large (≥10,000)	39%	61%
Medium (1,000-9,999)	32%	68%
Small (<1,000)	26%	74%
Public	39%	61%
Private For-Profit	9%	91%
Private Not-For-Profit	39%	61%
Division I	44%	56%
Division II	44%	56%
Division III	38%	63%
40 Largest Private Institutions	59%	41%
50 Largest Public Institutions	44%	56%

**C3.10.** If your institution provides sexual violence response training for staff and faculty, who provides it? [Outside/local law enforcement/security agency]

**C4.1.** Does your institution provide sexual violence prevention and response training for students?

Type of School	Yes	No
National Sample	18%	82%
Large (≥10,000)	11%	89%
Medium (1,000-9,999)	22%	78%
Small (<1,000)	19%	81%
Public	10%	90%
Private For-Profit	18%	82%
Private Not-For-Profit	26%	74%
Division I	19%	81%
Division II	28%	72%
Division III	12%	88%
40 Largest Private Institutions	15%	85%
50 Largest Public Institutions	5%	95%

Type of School	Yes	No
National Sample	69%	31%
Large (≥10,000)	77%	23%
Medium (1,000-9,999)	81%	19%
Small (<1,000)	47%	53%
Public	90%	10%
Private For-Profit	28%	72%
Private Not-For-Profit	75%	25%
Division I	96%	4%
Division II	86%	14%
Division III	97%	3%
40 Largest Private Institutions	88%	12%
50 Largest Public Institutions	92%	8%



**C4.2. Is this training mandatory or voluntary? [Mandatory due to state law]**

Type of School	Yes	No
National Sample	15%	85%
Large (≥10,000)	8%	92%
Medium (1,000-9,999)	15%	85%
Small (<1,000)	25%	75%
Public	25%	75%
Private For-Profit	0%	100%
Private Not-For-Profit	10%	90%
Division I	15%	85%
Division II	10%	90%
Division III	12%	88%
40 Largest Private Institutions	4%	96%
50 Largest Public Institutions	9%	91%

**C4.3. Is this training mandatory or voluntary? [Mandatory due to institutional policy]**

Type of School	Yes	No
National Sample	64%	36%
Large (≥10,000)	68%	32%
Medium (1,000-9,999)	62%	38%
Small (<1,000)	65%	35%
Public	67%	33%
Private For-Profit	21%	79%
Private Not-For-Profit	73%	27%
Division I	70%	30%
Division II	76%	24%
Division III	75%	25%
40 Largest Private Institutions	79%	21%
50 Largest Public Institutions	73%	27%

**C4.4. Is this training mandatory or voluntary? [Voluntary]**

Type of School	Yes	No
National Sample	74%	26%
Large (≥10,000)	76%	24%
Medium (1,000-9,999)	77%	23%
Small (<1,000)	63%	37%
Public	72%	28%
Private For-Profit	78%	22%
Private Not-For-Profit	74%	26%
Division I	85%	15%
Division II	76%	24%
Division III	69%	31%
40 Largest Private Institutions	78%	22%
50 Largest Public Institutions	85%	15%

**C4.5. If your institution provides mandatory sexual violence prevention and response training for students, who must attend? [All students]**

Type of School	Yes	No
National Sample	55%	45%
Large (≥10,000)	41%	59%
Medium (1,000-9,999)	53%	47%
Small (<1,000)	78%	22%
Public	62%	38%
Private For-Profit	71%	29%
Private Not-For-Profit	48%	52%
Division I	39%	61%
Division II	48%	52%
Division III	56%	44%
40 Largest Private Institutions	44%	56%
50 Largest Public Institutions	46%	54%

**C4.6.** If your institution provides mandatory sexual violence prevention and response training for students, who must attend? [Student resident assistants]

Type of School	Yes	No
National Sample	82%	18%
Large ( $\geq 10,000$ )	91%	9%
Medium (1,000-9,999)	89%	11%
Small ( $< 1,000$ )	45%	55%
Public	75%	25%
Private For-Profit	20%	80%
Private Not-For-Profit	92%	8%
Division I	100%	0%
Division II	100%	0%
Division III	93%	7%
40 Largest Private Institutions	92%	8%
50 Largest Public Institutions	97%	3%

**C4.7.** If your institution provides mandatory sexual violence prevention and response training for students, who must attend? [Student security officers]

Type of School	Yes	No
National Sample	26%	74%
Large ( $\geq 10,000$ )	39%	61%
Medium (1,000-9,999)	27%	73%
Small ( $< 1,000$ )	5%	95%
Public	33%	67%
Private For-Profit	0%	100%
Private Not-For-Profit	22%	78%
Division I	30%	70%
Division II	31%	69%
Division III	35%	65%
40 Largest Private Institutions	48%	52%
50 Largest Public Institutions	39%	61%

**C4.8.** If your institution provides sexual violence prevention and response training for students, how often is it provided?

<b>Type of School</b>	<b>For all new students</b>	<b>Annually</b>	<b>Periodically</b>	<b>Other</b>
National Sample	27%	34%	36%	3%
Large ( $\geq 10,000$ )	18%	18%	59%	5%
Medium (1,000 - 9,999)	28%	37%	33%	2%
Small (<1,000)	45%	30%	23%	3%
Public	27%	27%	36%	6%
Private For-Profit	28%	39%	28%	6%
Private Not-For-Profit	29%	33%	38%	0%
Division I	22%	15%	59%	4%
Division II	16%	44%	36%	4%
Division III	27%	40%	23%	0%
40 Largest Private Institutions	40%	13%	43%	3%
50 Largest Public Institutions	47%	16%	36%	2%

**C4.9.** If your institution provides sexual violence prevention and response training for students, who provides it? [Institution's staff/faculty]

**C4.10.** If your institution provides sexual violence prevention and response training for students, who provides it? [Outside group's staff]

Type of School	Yes	No
National Sample	91%	9%
Large (≥10,000)	98%	2%
Medium (1,000-9,999)	94%	6%
Small (<1,000)	76%	24%
Public	94%	6%
Private For-Profit	53%	47%
Private Not-For-Profit	97%	3%
Division I	100%	0%
Division II	100%	0%
Division III	100%	0%
40 Largest Private Institutions	97%	3%
50 Largest Public Institutions	96%	4%

Type of School	Yes	No
National Sample	62%	38%
Large (≥10,000)	66%	34%
Medium (1,000-9,999)	61%	39%
Small (<1,000)	60%	40%
Public	56%	44%
Private For-Profit	63%	37%
Private Not-For-Profit	66%	34%
Division I	63%	37%
Division II	46%	54%
Division III	79%	21%
40 Largest Private Institutions	66%	34%
50 Largest Public Institutions	58%	42%

**C4.11.** If your institution provides sexual violence prevention and response training for students, who provides it? [Institution's law enforcement/security agency]

Type of School	Yes	No
National Sample	49%	51%
Large (≥10,000)	68%	32%
Medium (1,000-9,999)	52%	48%
Small (<1,000)	18%	82%
Public	60%	40%
Private For-Profit	17%	83%
Private Not-For-Profit	48%	52%
Division I	63%	37%
Division II	75%	25%
Division III	43%	57%
40 Largest Private Institutions	71%	29%
50 Largest Public Institutions	64%	36%

**C4.12.** If your institution provides sexual violence prevention and response training for students, who provides it? [Outside/local law enforcement/security agency]

Type of School	Yes	No
National Sample	19%	81%
Large (≥10,000)	12%	88%
Medium (1,000-9,999)	16%	84%
Small (<1,000)	31%	69%
Public	13%	87%
Private For-Profit	42%	58%
Private Not-For-Profit	17%	83%
Division I	7%	93%
Division II	8%	92%
Division III	26%	74%
40 Largest Private Institutions	11%	89%
50 Largest Public Institutions	9%	91%

**C4.13.** If your institution provides sexual violence prevention and response training for students, who provides it? [Peer educators/trainers]

Type of School	Yes	No
National Sample	45%	55%
Large ( $\geq 10,000$ )	73%	27%
Medium (1,000-9,999)	43%	57%
Small ( $< 1,000$ )	14%	86%
Public	52%	48%
Private For-Profit	16%	84%
Private Not-For-Profit	46%	54%
Division I	74%	26%
Division II	70%	30%
Division III	46%	54%
40 Largest Private Institutions	54%	46%
50 Largest Public Institutions	89%	11%

**C5.1.** Does your institution use a team approach for responding to reports of sexual violence on campus?

Type of School	Yes	No
National Sample	85%	15%
Large ( $\geq 10,000$ )	89%	11%
Medium (1,000-9,999)	91%	9%
Small ( $< 1,000$ )	76%	24%
Public	96%	4%
Private For-Profit	73%	27%
Private Not-For-Profit	85%	15%
Division I	93%	7%
Division II	97%	3%
Division III	97%	3%
40 Largest Private Institutions	94%	6%
50 Largest Public Institutions	86%	14%

**C5.2.** If your institution uses a team approach, which of the following services are represented on the team? [Campus law enforcement]

**C5.3.** If your institution uses a team approach, which of the following services are represented on the team? [Student health services]

Type of School	Yes	No
National Sample	80%	20%
Large (≥10,000)	93%	7%
Medium (1,000-9,999)	94%	6%
Small (<1,000)	48%	52%
Public	88%	12%
Private For-Profit	43%	57%
Private Not-For-Profit	92%	8%
Division I	100%	0%
Division II	96%	4%
Division III	100%	0%
40 Largest Private Institutions	100%	0%
50 Largest Public Institutions	98%	2%

Type of School	Yes	No
National Sample	60%	40%
Large (≥10,000)	67%	33%
Medium (1,000-9,999)	72%	28%
Small (<1,000)	35%	65%
Public	74%	26%
Private For-Profit	0%	100%
Private Not-For-Profit	77%	23%
Division I	77%	23%
Division II	82%	18%
Division III	93%	7%
40 Largest Private Institutions	94%	6%
50 Largest Public Institutions	76%	24%



**C5.4.** If your institution uses a team approach, which of the following services are represented on the team? [Student mental health services]

**C5.5.** If your institution uses a team approach, which of the following services are represented on the team? [Campus victim assistance/advocacy services]

Type of School	Yes	No
National Sample	78%	22%
Large (≥10,000)	80%	20%
Medium (1,000-9,999)	93%	7%
Small (<1,000)	52%	48%
Public	87%	13%
Private For-Profit	36%	64%
Private Not-For-Profit	90%	10%
Division I	92%	8%
Division II	96%	4%
Division III	100%	0%
40 Largest Private Institutions	100%	0%
50 Largest Public Institutions	86%	14%

Type of School	Yes	No
National Sample	44%	56%
Large (≥10,000)	67%	33%
Medium (1,000-9,999)	48%	52%
Small (<1,000)	15%	85%
Public	57%	43%
Private For-Profit	5%	95%
Private Not-For-Profit	51%	49%
Division I	65%	35%
Division II	52%	48%
Division III	68%	32%
40 Largest Private Institutions	77%	23%
50 Largest Public Institutions	83%	17%

**C5.6.** If your institution uses a team approach, which of the following services are represented on the team? [Student legal services]

**C5.7.** If your institution uses a team approach, which of the following services are represented on the team? [Housing/residential services]

Type of School	Yes	No
National Sample	6%	94%
Large ( $\geq 10,000$ )	11%	89%
Medium (1,000-9,999)	5%	95%
Small ( $< 1,000$ )	4%	96%
Public	11%	89%
Private For-Profit	0%	100%
Private Not-For-Profit	6%	94%
Division I	16%	84%
Division II	4%	96%
Division III	4%	96%
40 Largest Private Institutions	7%	93%
50 Largest Public Institutions	22%	78%

Type of School	Yes	No
National Sample	69%	31%
Large ( $\geq 10,000$ )	76%	24%
Medium (1,000-9,999)	81%	19%
Small ( $< 1,000$ )	43%	57%
Public	71%	29%
Private For-Profit	13%	87%
Private Not-For-Profit	93%	7%
Division I	96%	4%
Division II	93%	7%
Division III	97%	3%
40 Largest Private Institutions	94%	6%
50 Largest Public Institutions	86%	14%

**C5.8.** If your institution uses a team approach, which of the following services are represented on the team? [Community law enforcement]

**C5.9.** If your institution uses a team approach, which of the following services are represented on the team? [Community health services]

Type of School	Yes	No
National Sample	59%	41%
Large (≥10,000)	42%	58%
Medium (1,000-9,999)	60%	40%
Small (<1,000)	71%	29%
Public	55%	45%
Private For-Profit	83%	17%
Private Not-For-Profit	50%	50%
Division I	46%	54%
Division II	40%	60%
Division III	59%	41%
40 Largest Private Institutions	48%	52%
50 Largest Public Institutions	40%	60%

Type of School	Yes	No
National Sample	46%	54%
Large (≥10,000)	38%	62%
Medium (1,000-9,999)	43%	57%
Small (<1,000)	58%	42%
Public	42%	58%
Private For-Profit	70%	30%
Private Not-For-Profit	38%	62%
Division I	42%	58%
Division II	19%	81%
Division III	39%	61%
40 Largest Private Institutions	42%	58%
50 Largest Public Institutions	36%	64%

**C5.10.** If your institution uses a team approach, which of the following services are represented on the team? [Community mental health services]

**C5.11.** If your institution uses a team approach, which of the following services are represented on the team? [Community victim assistance/advocacy services]

Type of School	Yes	No
National Sample	45%	55%
Large (≥10,000)	33%	67%
Medium (1,000-9,999)	43%	57%
Small (<1,000)	58%	42%
Public	42%	58%
Private For-Profit	73%	27%
Private Not-For-Profit	33%	67%
Division I	27%	73%
Division II	23%	77%
Division III	39%	61%
40 Largest Private Institutions	37%	63%
50 Largest Public Institutions	38%	62%

Type of School	Yes	No
National Sample	51%	49%
Large (≥10,000)	44%	56%
Medium (1,000-9,999)	47%	53%
Small (<1,000)	61%	39%
Public	57%	43%
Private For-Profit	70%	30%
Private Not-For-Profit	35%	65%
Division I	38%	62%
Division II	31%	69%
Division III	50%	50%
40 Largest Private Institutions	48%	52%
50 Largest Public Institutions	49%	51%

**C5.12.** If your institution uses a team approach, which of the following services are represented on the team? [Community legal services]

**C5.13.** If your institution uses a team approach, which of the following services are represented on the team? [Local prosecutors]

Type of School	Yes	No
National Sample	22%	78%
Large (≥10,000)	23%	77%
Medium (1,000-9,999)	17%	83%
Small (<1,000)	27%	73%
Public	19%	81%
Private For-Profit	34%	66%
Private Not-For-Profit	17%	83%
Division I	15%	85%
Division II	8%	92%
Division III	25%	75%
40 Largest Private Institutions	24%	76%
50 Largest Public Institutions	21%	79%

Type of School	Yes	No
National Sample	25%	75%
Large (≥10,000)	20%	80%
Medium (1,000-9,999)	27%	73%
Small (<1,000)	26%	74%
Public	34%	66%
Private For-Profit	21%	79%
Private Not-For-Profit	19%	81%
Division I	15%	85%
Division II	12%	88%
Division III	41%	59%
40 Largest Private Institutions	25%	75%
50 Largest Public Institutions	36%	64%

**C5.14.** Is there a written protocol that guides the team's activities?

Type of School	Yes	No
National Sample	52%	48%
Large (≥10,000)	54%	46%
Medium (1,000-9,999)	56%	44%
Small (<1,000)	44%	56%
Public	49%	51%
Private For-Profit	60%	40%
Private Not-For-Profit	52%	48%
Division I	42%	58%
Division II	63%	37%
Division III	53%	47%
40 Largest Private Institutions	69%	31%
50 Largest Public Institutions	42%	58%

**D1.1.** Which of the following personnel are required to contribute data on sexual violence for purposes of the statistical summary included in the Annual Security Report? [No required reporters]

Type of School	Yes	No
National Sample	3%	97%
Large (≥10,000)	2%	98%
Medium (1,000-9,999)	3%	97%
Small (<1,000)	4%	96%
Public	4%	96%
Private For-Profit	0%	100%
Private Not-For-Profit	4%	96%
Division I	7%	93%
Division II	0%	100%
Division III	4%	96%
40 Largest Private Institutions	0%	100%
50 Largest Public Institutions	0%	100%

**D1.2.** Which of the following personnel are required to contribute data on sexual violence for purposes of the statistical summary included in the Annual Security Report? [Owner or director of institution]

**D1.3.** Which of the following personnel are required to contribute data on sexual violence for purposes of the statistical summary included in the Annual Security Report? [Other senior administrators (e.g., student dean, chancellor)]

Type of School	Yes	No
National Sample	61%	39%
Large (≥10,000)	61%	39%
Medium (1,000-9,999)	57%	43%
Small (<1,000)	68%	32%
Public	63%	37%
Private For-Profit	75%	25%
Private Not-For-Profit	53%	47%
Division I	65%	35%
Division II	74%	26%
Division III	52%	48%
40 Largest Private Institutions	44%	56%
50 Largest Public Institutions	52%	48%

Type of School	Yes	No
National Sample	95%	5%
Large (≥10,000)	92%	8%
Medium (1,000-9,999)	94%	6%
Small (<1,000)	98%	2%
Public	94%	6%
Private For-Profit	95%	5%
Private Not-For-Profit	95%	5%
Division I	96%	4%
Division II	93%	7%
Division III	90%	10%
40 Largest Private Institutions	97%	3%
50 Largest Public Institutions	90%	10%

**D1.4.** Which of the following personnel are required to contribute data on sexual violence for purposes of the statistical summary included in the Annual Security Report? [Director of campus law enforcement]

**D1.5.** Which of the following personnel are required to contribute data on sexual violence for purposes of the statistical summary included in the Annual Security Report? [Campus police officers]

Type of School	Yes	No
National Sample	76%	24%
Large (≥10,000)	89%	11%
Medium (1,000-9,999)	91%	9%
Small (<1,000)	49%	51%
Public	96%	4%
Private For-Profit	32%	68%
Private Not-For-Profit	87%	13%
Division I	100%	0%
Division II	96%	4%
Division III	100%	0%
40 Largest Private Institutions	97%	3%
50 Largest Public Institutions	100%	0%

Type of School	Yes	No
National Sample	69%	31%
Large (≥10,000)	85%	15%
Medium (1,000-9,999)	85%	15%
Small (<1,000)	38%	62%
Public	94%	6%
Private For-Profit	23%	77%
Private Not-For-Profit	76%	24%
Division I	100%	0%
Division II	100%	0%
Division III	90%	10%
40 Largest Private Institutions	85%	15%
50 Largest Public Institutions	98%	2%



**D1.6.** Which of the following personnel are required to contribute data on sexual violence for purposes of the statistical summary included in the Annual Security Report? [Director of residential life]

**D1.7.** Which of the following personnel are required to contribute data on sexual violence for purposes of the statistical summary included in the Annual Security Report? [Resident assistants]

Type of School	Yes	No
National Sample	63%	37%
Large (≥10,000)	75%	25%
Medium (1,000-9,999)	77%	23%
Small (<1,000)	36%	64%
Public	82%	18%
Private For-Profit	9%	91%
Private Not-For-Profit	79%	21%
Division I	100%	0%
Division II	100%	0%
Division III	100%	0%
40 Largest Private Institutions	91%	9%
50 Largest Public Institutions	88%	12%

Type of School	Yes	No
National Sample	54%	46%
Large (≥10,000)	72%	28%
Medium (1,000-9,999)	67%	33%
Small (<1,000)	27%	73%
Public	76%	24%
Private For-Profit	5%	95%
Private Not-For-Profit	66%	34%
Division I	93%	7%
Division II	93%	7%
Division III	94%	6%
40 Largest Private Institutions	82%	18%
50 Largest Public Institutions	80%	20%

**D1.8.** Which of the following personnel are required to contribute data on sexual violence for purposes of the statistical summary included in the Annual Security Report? [Doctors, nurse practitioners, nurses]

**D1.9.** Which of the following personnel are required to contribute data on sexual violence for purposes of the statistical summary included in the Annual Security Report? [Mental health counselors]

Type of School	Yes	No
National Sample	36%	64%
Large (≥10,000)	42%	58%
Medium (1,000-9,999)	44%	56%
Small (<1,000)	21%	79%
Public	51%	49%
Private For-Profit	4%	96%
Private Not-For-Profit	43%	57%
Division I	43%	57%
Division II	52%	48%
Division III	69%	31%
40 Largest Private Institutions	35%	65%
50 Largest Public Institutions	47%	53%

Type of School	Yes	No
National Sample	28%	72%
Large (≥10,000)	25%	75%
Medium (1,000-9,999)	39%	61%
Small (<1,000)	18%	83%
Public	35%	65%
Private For-Profit	2%	98%
Private Not-For-Profit	38%	62%
Division I	32%	68%
Division II	43%	57%
Division III	40%	60%
40 Largest Private Institutions	29%	71%
50 Largest Public Institutions	29%	71%

**D1.10.** Which of the following personnel are required to contribute data on sexual violence for purposes of the statistical summary included in the Annual Security Report? [Women's center staff]

**D1.11.** Which of the following personnel are required to contribute data on sexual violence for purposes of the statistical summary included in the Annual Security Report? [Peer educators]

Type of School	Yes	No
National Sample	19%	81%
Large (≥10,000)	30%	70%
Medium (1,000-9,999)	18%	82%
Small (<1,000)	12%	88%
Public	35%	65%
Private For-Profit	0%	100%
Private Not-For-Profit	18%	82%
Division I	32%	68%
Division II	31%	69%
Division III	25%	75%
40 Largest Private Institutions	27%	73%
50 Largest Public Institutions	53%	47%

Type of School	Yes	No
National Sample	19%	81%
Large (≥10,000)	31%	69%
Medium (1,000-9,999)	23%	77%
Small (<1,000)	5%	95%
Public	25%	75%
Private For-Profit	11%	89%
Private Not-For-Profit	18%	82%
Division I	32%	68%
Division II	42%	58%
Division III	38%	62%
40 Largest Private Institutions	18%	82%
50 Largest Public Institutions	41%	59%

**D1.12.** Which of the following personnel are required to contribute data on sexual violence for purposes of the statistical summary included in the Annual Security Report? [Clergy]

**D1.13.** Which of the following personnel are required to contribute data on sexual violence for purposes of the statistical summary included in the Annual Security Report? [Staff/faculty]

Type of School	Yes	No
National Sample	11%	89%
Large (≥10,000)	4%	96%
Medium (1,000-9,999)	19%	81%
Small (<1,000)	6%	94%
Public	1%	99%
Private For-Profit	0%	100%
Private Not-For-Profit	24%	76%
Division I	7%	93%
Division II	26%	74%
Division III	10%	90%
40 Largest Private Institutions	18%	82%
50 Largest Public Institutions	2%	98%

Type of School	Yes	No
National Sample	72%	28%
Large (≥10,000)	85%	15%
Medium (1,000-9,999)	80%	20%
Small (<1,000)	54%	46%
Public	89%	11%
Private For-Profit	46%	54%
Private Not-For-Profit	75%	25%
Division I	81%	19%
Division II	89%	11%
Division III	87%	13%
40 Largest Private Institutions	91%	9%
50 Largest Public Institutions	94%	6%

**D2.** Does your institution collect statistical information on the use of alcohol for reports regarding sexual violence?

**D3.** Does your institution collect statistical information on the presence of underage alcohol use for reports regarding sexual violence?

Type of School	Yes	No
National Sample	46%	54%
Large ( $\geq 10,000$ )	34%	66%
Medium (1,000-9,999)	53%	47%
Small (<1,000)	46%	54%
Public	55%	45%
Private For-Profit	37%	63%
Private Not-For-Profit	44%	56%
Division I	37%	63%
Division II	45%	55%
Division III	52%	48%
40 Largest Private Institutions	44%	56%
50 Largest Public Institutions	57%	43%

Type of School	Yes	No
National Sample	40%	60%
Large ( $\geq 10,000$ )	28%	72%
Medium (1,000-9,999)	46%	54%
Small (<1,000)	39%	61%
Public	49%	51%
Private For-Profit	30%	70%
Private Not-For-Profit	38%	62%
Division I	33%	67%
Division II	38%	62%
Division III	45%	55%
40 Largest Private Institutions	38%	62%
50 Largest Public Institutions	42%	58%

**D4.** Does your institution collect statistical information on the use of "date rape drugs" (e.g., Rohypnol or "roofies", GHB, etc.) for reports regarding sexual violence?

Type of School	Yes	No
National Sample	36%	64%
Large (≥10,000)	26%	74%
Medium (1,000-9,999)	47%	53%
Small (<1,000)	29%	71%
Public	50%	50%
Private For-Profit	19%	81%
Private Not-For-Profit	35%	65%
Division I	22%	78%
Division II	43%	57%
Division III	48%	52%
40 Largest Private Institutions	30%	70%
50 Largest Public Institutions	42%	58%

**E1.1.** Below is a list of policies and procedures that may encourage or discourage victims to disclose and report sexual violence. For each item, please indicate whether it is present at your institution: [Option to report via a website]

Type of School	Yes	No
National Sample	44%	56%
Large (≥10,000)	64%	36%
Medium (1,000-9,999)	50%	50%
Small (<1,000)	23%	77%
Public	66%	34%
Private For-Profit	25%	75%
Private Not-For-Profit	39%	61%
Division I	82%	18%
Division II	72%	28%
Division III	47%	53%
40 Largest Private Institutions	74%	26%
50 Largest Public Institutions	88%	13%

**E1.2.** Below is a list of policies and procedures that may encourage or discourage victims to disclose and report sexual violence. For each item, please indicate whether it is present at your institution: [Single-sex-only residence policy]

Type of School	Yes	No
National Sample	27%	73%
Large ( $\geq 10,000$ )	11%	89%
Medium (1,000-9,999)	44%	56%
Small ( $< 1,000$ )	18%	82%
Public	21%	79%
Private For-Profit	7%	93%
Private Not-For-Profit	43%	57%
Division I	18%	82%
Division II	67%	33%
Division III	42%	58%
40 Largest Private Institutions	24%	76%
50 Largest Public Institutions	37%	63%

**E1.3.** Below is a list of policies and procedures that may encourage or discourage victims to disclose and report sexual violence. For each item, please indicate whether it is present at your institution: [Publicity for outcomes of cases adjudicated on campus]

Type of School	Yes	No
National Sample	7%	93%
Large ( $\geq 10,000$ )	4%	96%
Medium (1,000-9,999)	8%	92%
Small ( $< 1,000$ )	6%	94%
Public	3%	97%
Private For-Profit	2%	98%
Private Not-For-Profit	12%	88%
Division I	7%	93%
Division II	4%	96%
Division III	13%	87%
40 Largest Private Institutions	6%	94%
50 Largest Public Institutions	6%	94%

**E1.4.** Below is a list of policies and procedures that may encourage or discourage victims to disclose and report sexual violence. For each item, please indicate whether it is present at your institution: [New student orientation program with sexual violence]

Type of School	Yes	No
National Sample	70%	30%
Large ( $\geq 10,000$ )	70%	30%
Medium (1,000-9,999)	80%	20%
Small ( $< 1,000$ )	59%	41%
Public	86%	14%
Private For-Profit	35%	65%
Private Not-For-Profit	79%	21%
Division I	89%	11%
Division II	89%	11%
Division III	97%	3%
40 Largest Private Institutions	94%	6%
50 Largest Public Institutions	88%	12%

**E1.5.** Below is a list of policies and procedures that may encourage or discourage victims to disclose and report sexual violence. For each item, please indicate whether it is present at your institution: [Illegal drug use policy]

Type of School	Yes	No
National Sample	99%	1%
Large ( $\geq 10,000$ )	100%	0%
Medium (1,000-9,999)	98%	2%
Small ( $< 1,000$ )	99%	1%
Public	100%	0%
Private For-Profit	98%	2%
Private Not-For-Profit	98%	2%
Division I	100%	0%
Division II	100%	0%
Division III	100%	0%
40 Largest Private Institutions	100%	0%
50 Largest Public Institutions	100%	0%



**E1.6.** Below is a list of policies and procedures that may encourage or discourage victims to disclose and report sexual violence. For each item, please indicate whether it is present at your institution: [Sexual violence education programs targeted at athletes]

Type of School	Yes	No
National Sample	37%	63%
Large ( $\geq 10,000$ )	62%	38%
Medium (1,000-9,999)	48%	52%
Small ( $< 1,000$ )	7%	93%
Public	52%	48%
Private For-Profit	2%	98%
Private Not-For-Profit	47%	53%
Division I	82%	18%
Division II	80%	20%
Division III	63%	37%
40 Largest Private Institutions	74%	26%
50 Largest Public Institutions	80%	20%

**E1.7.** Below is a list of policies and procedures that may encourage or discourage victims to disclose and report sexual violence. For each item, please indicate whether it is present at your institution: [Publication of names of alleged perpetrators (such as in a campus newspaper)]

Type of School	Yes	No
National Sample	3%	97%
Large ( $\geq 10,000$ )	4%	96%
Medium (1,000-9,999)	5%	95%
Small ( $< 1,000$ )	0%	100%
Public	6%	94%
Private For-Profit	0%	100%
Private Not-For-Profit	3%	97%
Division I	4%	96%
Division II	4%	96%
Division III	3%	97%
40 Largest Private Institutions	9%	91%
50 Largest Public Institutions	6%	94%

**E1.8.** Below is a list of policies and procedures that may encourage or discourage victims to disclose and report sexual violence. For each item, please indicate whether it is present at your institution: [Emergency call boxes on campus]

Type of School	Yes	No
National Sample	56%	44%
Large (≥10,000)	79%	21%
Medium (1,000-9,999)	71%	29%
Small (<1,000)	21%	79%
Public	79%	21%
Private For-Profit	18%	82%
Private Not-For-Profit	60%	40%
Division I	96%	4%
Division II	76%	24%
Division III	87%	13%
40 Largest Private Institutions	91%	9%
50 Largest Public Institutions	96%	4%

**E1.9.** Below is a list of policies and procedures that may encourage or discourage victims to disclose and report sexual violence. For each item, please indicate whether it is present at your institution: [Judicial boards made up of students for adjudicating sexual assault incidents]

Type of School	Yes	No
National Sample	27%	73%
Large (≥10,000)	27%	73%
Medium (1,000-9,999)	34%	66%
Small (<1,000)	17%	83%
Public	35%	65%
Private For-Profit	13%	87%
Private Not-For-Profit	28%	72%
Division I	32%	68%
Division II	36%	64%
Division III	32%	68%
40 Largest Private Institutions	30%	70%
50 Largest Public Institutions	43%	57%

**E1.10.** Below is a list of policies and procedures that may encourage or discourage victims to disclose and report sexual violence. For each item, please indicate whether it is present at your institution: [Alcohol use policy]

**E1.11.** Below is a list of policies and procedures that may encourage or discourage victims to disclose and report sexual violence. For each item, please indicate whether it is present at your institution: [Campus-wide publicity of high-risk factors/past crimes on campus]

Type of School	Yes	No
National Sample	99%	1%
Large ( $\geq 10,000$ )	98%	2%
Medium (1,000-9,999)	99%	1%
Small ( $< 1,000$ )	99%	1%
Public	100%	0%
Private For-Profit	98%	2%
Private Not-For-Profit	98%	2%
Division I	100%	0%
Division II	100%	0%
Division III	100%	0%
40 Largest Private Institutions	100%	0%
50 Largest Public Institutions	96%	4%

Type of School	Yes	No
National Sample	67%	33%
Large ( $\geq 10,000$ )	77%	23%
Medium (1,000-9,999)	67%	33%
Small ( $< 1,000$ )	59%	41%
Public	74%	26%
Private For-Profit	70%	30%
Private Not-For-Profit	59%	41%
Division I	82%	18%
Division II	72%	28%
Division III	68%	32%
40 Largest Private Institutions	69%	31%
50 Largest Public Institutions	87%	13%

**E1.12.** Below is a list of policies and procedures that may encourage or discourage victims to disclose and report sexual violence. For each item, please indicate whether it is present at your institution: [Athletic Dept. oversight of sexual violence involving student athletes]

Type of School	Yes	No
National Sample	22%	78%
Large ( $\geq 10,000$ )	10%	90%
Medium (1,000-9,999)	37%	63%
Small (<1,000)	13%	87%
Public	30%	70%
Private For-Profit	4%	96%
Private Not-For-Profit	26%	74%
Division I	18%	82%
Division II	48%	52%
Division III	27%	73%
40 Largest Private Institutions	15%	85%
50 Largest Public Institutions	20%	80%

**E1.13.** Below is a list of policies and procedures that may encourage or discourage victims to disclose and report sexual violence. For each item, please indicate whether it is present at your institution: [Third party or proxy reporting (reports made by direct witnesses or people to whom the incident was disclosed)]

Type of School	Yes	No
National Sample	76%	24%
Large ( $\geq 10,000$ )	92%	8%
Medium (1,000-9,999)	79%	21%
Small (<1,000)	63%	38%
Public	85%	15%
Private For-Profit	60%	40%
Private Not-For-Profit	79%	21%
Division I	93%	7%
Division II	86%	14%
Division III	81%	19%
40 Largest Private Institutions	91%	9%
50 Largest Public Institutions	96%	4%

**E1.14.** Below is a list of policies and procedures that may encourage or discourage victims to disclose and report sexual violence. For each item, please indicate whether it is present at your institution: [Victim assistance office on campus]

Type of School	Yes	No
National Sample	34%	66%
Large (≥10,000)	62%	38%
Medium (1,000-9,999)	32%	68%
Small (<1,000)	17%	83%
Public	51%	49%
Private For-Profit	5%	95%
Private Not-For-Profit	37%	63%
Division I	64%	36%
Division II	50%	50%
Division III	52%	48%
40 Largest Private Institutions	76%	24%
50 Largest Public Institutions	86%	14%

**E1.15.** Below is a list of policies and procedures that may encourage or discourage victims to disclose and report sexual violence. For each item, please indicate whether it is present at your institution: [Anonymous reporting (names/identifiers of victims are not provided)]

Type of School	Yes	No
National Sample	79%	21%
Large (≥10,000)	87%	13%
Medium (1,000-9,999)	79%	21%
Small (<1,000)	73%	27%
Public	92%	8%
Private For-Profit	70%	30%
Private Not-For-Profit	75%	25%
Division I	93%	7%
Division II	93%	7%
Division III	81%	19%
40 Largest Private Institutions	91%	9%
50 Largest Public Institutions	98%	2%

**E1.16.** Below is a list of policies and procedures that may encourage or discourage victims to disclose and report sexual violence. For each item, please indicate whether it is present at your institution: [Sexual assault nurse examiner program (SANE)]

Type of School	Yes	No
National Sample	15%	85%
Large ( $\geq 10,000$ )	21%	79%
Medium (1,000-9,999)	22%	78%
Small ( $< 1,000$ )	4%	96%
Public	27%	83%
Private For-Profit	0%	100%
Private Not-For-Profit	16%	84%
Division I	29%	71%
Division II	15%	85%
Division III	40%	60%
40 Largest Private Institutions	21%	79%
50 Largest Public Institutions	42%	58%

**E1.17.** Below is a list of policies and procedures that may encourage or discourage victims to disclose and report sexual violence. For each item, please indicate whether it is present at your institution: [Sexual violence education programs targeted at the Greek system)]

Type of School	Yes	No
National Sample	22%	78%
Large ( $\geq 10,000$ )	47%	53%
Medium (1,000-9,999)	25%	75%
Small ( $< 1,000$ )	1%	99%
Public	38%	62%
Private For-Profit	0%	100%
Private Not-For-Profit	23%	77%
Division I	64%	36%
Division II	42%	58%
Division III	40%	60%
40 Largest Private Institutions	53%	47%
50 Largest Public Institutions	82%	18%

**E1.18.** Below is a list of policies and procedures that may encourage or discourage victims to disclose and report sexual violence. For each item, please indicate whether it is present at your institution: [Requirement that victims participate in adjudication process]

**E1.19.** Below is a list of policies and procedures that may encourage or discourage victims to disclose and report sexual violence. For each item, please indicate whether it is present at your institution: [Incorporation of sexual violence issues into the curriculum]

Type of School	Yes	No
National Sample	13%	87%
Large (≥10,000)	10%	90%
Medium (1,000-9,999)	13%	87%
Small (<1,000)	14%	86%
Public	7%	93%
Private For-Profit	18%	82%
Private Not-For-Profit	14%	86%
Division I	7%	93%
Division II	7%	93%
Division III	10%	90%
40 Largest Private Institutions	9%	91%
50 Largest Public Institutions	4%	96%

Type of School	Yes	No
National Sample	39%	61%
Large (≥10,000)	49%	51%
Medium (1,000-9,999)	42%	58%
Small (<1,000)	30%	70%
Public	62%	38%
Private For-Profit	10%	90%
Private Not-For-Profit	40%	60%
Division I	63%	38%
Division II	45%	55%
Division III	50%	50%
40 Largest Private Institutions	35%	65%
50 Largest Public Institutions	70%	30%

**E1.20.** Below is a list of policies and procedures that may encourage or discourage victims to disclose and report sexual violence. For each item, please indicate whether it is present at your institution: [Task force to annually review campus safety issues]

Type of School	Yes	No
National Sample	67%	33%
Large ( $\geq 10,000$ )	64%	36%
Medium (1,000-9,999)	69%	31%
Small (<1,000)	65%	35%
Public	76%	24%
Private For-Profit	54%	46%
Private Not-For-Profit	67%	33%
Division I	75%	25%
Division II	68%	32%
Division III	71%	29%
40 Largest Private Institutions	74%	26%
50 Largest Public Institutions	69%	31%

**E1.21.** Below is a list of policies and procedures that may encourage or discourage victims to disclose and report sexual violence. For each item, please indicate whether it is present at your institution: [Availability of information about the adjudication process]

Type of School	Yes	No
National Sample	87%	13%
Large ( $\geq 10,000$ )	96%	4%
Medium (1,000-9,999)	92%	8%
Small (<1,000)	75%	25%
Public	97%	3%
Private For-Profit	73%	27%
Private Not-For-Profit	88%	12%
Division I	100%	0%
Division II	97%	3%
Division III	100%	0%
40 Largest Private Institutions	94%	6%
50 Largest Public Institutions	100%	0%



**E1.22.** Below is a list of policies and procedures that may encourage or discourage victims to disclose and report sexual violence. For each item, please indicate whether it is present at your institution: [Information and referral system for faculty and staff to readily access]

Type of School	Yes	No
National Sample	76%	24%
Large ( $\geq 10,000$ )	77%	23%
Medium (1,000-9,999)	85%	15%
Small (<1,000)	64%	36%
Public	86%	14%
Private For-Profit	57%	43%
Private Not-For-Profit	79%	21%
Division I	93%	7%
Division II	88%	14%
Division III	87%	13%
40 Largest Private Institutions	94%	6%
50 Largest Public Institutions	88%	12%

**E1.23.** Below is a list of policies and procedures that may encourage or discourage victims to disclose and report sexual violence. For each item, please indicate whether it is present at your institution: [Sexual violence peer educators]

Type of School	Yes	No
National Sample	26%	74%
Large ( $\geq 10,000$ )	53%	47%
Medium (1,000-9,999)	28%	72%
Small (<1,000)	5%	95%
Public	45%	55%
Private For-Profit	2%	98%
Private Not-For-Profit	25%	75%
Division I	61%	39%
Division II	33%	67%
Division III	47%	53%
40 Largest Private Institutions	52%	48%
50 Largest Public Institutions	83%	17%

**E1.24.** Below is a list of policies and procedures that may encourage or discourage victims to disclose and report sexual violence. For each item, please indicate whether it is present at your institution: [Confidential reporting (names/identifiers of victims are kept private)]

Type of School	Yes	No
National Sample	92%	8%
Large ( $\geq 10,000$ )	94%	6%
Medium (1,000-9,999)	93%	7%
Small (<1,000)	90%	10%
Public	94%	6%
Private For-Profit	93%	7%
Private Not-For-Profit	90%	10%
Division I	89%	11%
Division II	100%	0%
Division III	93%	7%
40 Largest Private Institutions	97%	3%
50 Largest Public Institutions	100%	0%

**E1.25.** Below is a list of policies and procedures that may encourage or discourage victims to disclose and report sexual violence. For each item, please indicate whether it is present at your institution: [Designated individuals to whom reports of sexual violence must be made]

Type of School	Yes	No
National Sample	79%	21%
Large ( $\geq 10,000$ )	85%	15%
Medium (1,000-9,999)	86%	14%
Small (<1,000)	67%	33%
Public	89%	11%
Private For-Profit	60%	40%
Private Not-For-Profit	83%	17%
Division I	89%	11%
Division II	83%	17%
Division III	87%	13%
40 Largest Private Institutions	85%	15%
50 Largest Public Institutions	73%	27%

**E1.26.** Below is a list of policies and procedures that may encourage or discourage victims to disclose and report sexual violence. For each item, please indicate whether it is present at your institution: [Coordinated crisis response across campus and community to provide victim services]

**E1.27.** Below is a list of policies and procedures that may encourage or discourage victims to disclose and report sexual violence. For each item, please indicate whether it is present at your institution: [Specific sexual violence awareness events]

Type of School	Yes	No
National Sample	68%	32%
Large ( $\geq 10,000$ )	83%	17%
Medium (1,000-9,999)	77%	23%
Small ( $< 1,000$ )	46%	54%
Public	90%	10%
Private For-Profit	35%	65%
Private Not-For-Profit	70%	30%
Division I	96%	4%
Division II	90%	10%
Division III	90%	10%
40 Largest Private Institutions	94%	6%
50 Largest Public Institutions	90%	10%

Type of School	Yes	No
National Sample	70%	30%
Large ( $\geq 10,000$ )	81%	19%
Medium (1,000-9,999)	84%	16%
Small ( $< 1,000$ )	44%	56%
Public	93%	7%
Private For-Profit	32%	68%
Private Not-For-Profit	74%	26%
Division I	93%	7%
Division II	93%	7%
Division III	97%	3%
40 Largest Private Institutions	91%	9%
50 Largest Public Institutions	96%	4%

**E1.28.** Below is a list of policies and procedures that may encourage or discourage victims to disclose and report sexual violence. For each item, please indicate whether it is present at your institution: [Campus law enforcement protocols for responding to sexual violence on campus]

**E1.29.** Below is a list of policies and procedures that may encourage or discourage victims to disclose and report sexual violence. For each item, please indicate whether it is present at your institution: [Outreach and services to underserved populations]

Type of School	Yes	No
National Sample	72%	28%
Large ( $\geq 10,000$ )	85%	15%
Medium (1,000-9,999)	85%	15%
Small ( $< 1,000$ )	46%	54%
Public	89%	11%
Private For-Profit	32%	68%
Private Not-For-Profit	82%	18%
Division I	96%	4%
Division II	93%	7%
Division III	100%	0%
40 Largest Private Institutions	97%	3%
50 Largest Public Institutions	94%	6%

Type of School	Yes	No
National Sample	45%	55%
Large ( $\geq 10,000$ )	69%	31%
Medium (1,000-9,999)	48%	52%
Small ( $< 1,000$ )	26%	74%
Public	61%	39%
Private For-Profit	33%	67%
Private Not-For-Profit	40%	60%
Division I	74%	26%
Division II	56%	44%
Division III	57%	43%
40 Largest Private Institutions	71%	29%
50 Largest Public Institutions	87%	13%

**E1.30.** Below is a list of policies and procedures that may encourage or discourage victims to disclose and report sexual violence. For each item, please indicate whether it is present at your institution: [Centralized 24-hour hotline for victims to report incidents and connect to necessary services]

Type of School	Yes	No
National Sample	51%	49%
Large ( $\geq 10,000$ )	66%	44%
Medium (1,000-9,999)	57%	43%
Small ( $< 1,000$ )	34%	66%
Public	73%	27%
Private For-Profit	32%	68%
Private Not-For-Profit	51%	49%
Division I	68%	32%
Division II	59%	41%
Division III	70%	30%
40 Largest Private Institutions	82%	18%
50 Largest Public Institutions	73%	27%

**F1.1.** Does your institution use a formal adjudication process for sexual violence?

Type of School	Yes	No
National Sample	84%	16%
Large ( $\geq 10,000$ )	92%	8%
Medium (1,000-9,999)	93%	7%
Small ( $< 1,000$ )	67%	33%
Public	93%	7%
Private For-Profit	68%	32%
Private Not-For-Profit	84%	16%
Division I	100%	0%
Division II	100%	0%
Division III	97%	3%
40 Largest Private Institutions	100%	0%
50 Largest Public Institutions	98%	2%

**F1.2.** If your institution uses a formal adjudication process for sexual violence, who is present during adjudication? [Students]

Type of School	Yes	No
National Sample	81%	19%
Large ( $\geq 10,000$ )	78%	22%
Medium (1,000-9,999)	79%	21%
Small ( $< 1,000$ )	86%	14%
Public	82%	18%
Private For-Profit	70%	30%
Private Not-For-Profit	84%	16%
Division I	78%	22%
Division II	59%	41%
Division III	90%	10%
40 Largest Private Institutions	93%	7%
50 Largest Public Institutions	83%	17%

**F1.3.** If your institution uses a formal adjudication process for sexual violence, who is present during adjudication? [Faculty]

Type of School	Yes	No
National Sample	78%	22%
Large ( $\geq 10,000$ )	80%	20%
Medium (1,000-9,999)	73%	27%
Small ( $< 1,000$ )	85%	15%
Public	75%	25%
Private For-Profit	77%	23%
Private Not-For-Profit	81%	19%
Division I	78%	22%
Division II	58%	42%
Division III	93%	7%
40 Largest Private Institutions	83%	17%
50 Largest Public Institutions	80%	20%

**F1.4.** If your institution uses a formal adjudication process for sexual violence, who is present during adjudication? [Staff]

**F1.5.** If your institution uses a formal adjudication process for sexual violence, who is present during adjudication? [Administrators]

Type of School	Yes	No
National Sample	82%	18%
Large (≥10,000)	83%	17%
Medium (1,000-9,999)	83%	17%
Small (<1,000)	82%	18%
Public	80%	20%
Private For-Profit	73%	27%
Private Not-For-Profit	88%	12%
Division I	85%	15%
Division II	82%	18%
Division III	96%	4%
40 Largest Private Institutions	90%	10%
50 Largest Public Institutions	91%	9%

Type of School	Yes	No
National Sample	93%	7%
Large (≥10,000)	100%	0%
Medium (1,000-9,999)	89%	11%
Small (<1,000)	93%	7%
Public	89%	11%
Private For-Profit	97%	3%
Private Not-For-Profit	93%	7%
Division I	100%	0%
Division II	93%	7%
Division III	93%	7%
40 Largest Private Institutions	94%	6%
50 Largest Public Institutions	87%	13%

**F2.1.** Which types of formal or informal adjudication procedures for sexual violence exist at your institution? [Open hearing]

**F2.2.** Which types of formal or informal adjudication procedures for sexual violence exist at your institution? [Closed hearing]

Type of School	Yes	No
National Sample	6%	94%
Large (≥10,000)	6%	94%
Medium (1,000-9,999)	4%	96%
Small (<1,000)	7%	93%
Public	15%	85%
Private For-Profit	0%	100%
Private Not-For-Profit	2%	98%
Division I	7%	93%
Division II	0%	100%
Division III	3%	97%
40 Largest Private Institutions	0%	100%
50 Largest Public Institutions	12%	88%

Type of School	Yes	No
National Sample	84%	16%
Large (≥10,000)	92%	8%
Medium (1,000-9,999)	92%	8%
Small (<1,000)	68%	32%
Public	92%	8%
Private For-Profit	72%	28%
Private Not-For-Profit	85%	15%
Division I	96%	4%
Division II	100%	0%
Division III	87%	13%
40 Largest Private Institutions	94%	6%
50 Largest Public Institutions	92%	8%



**F2.3.** Which types of formal or informal adjudication procedures for sexual violence exist at your institution? [Finding of facts made by a single adjudicator]

Type of School	Yes	No
National Sample	44%	56%
Large (≥10,000)	58%	42%
Medium (1,000-9,999)	45%	55%
Small (<1,000)	35%	65%
Public	56%	44%
Private For-Profit	40%	60%
Private Not-For-Profit	39%	61%
Division I	54%	46%
Division II	66%	34%
Division III	45%	55%
40 Largest Private Institutions	56%	44%
50 Largest Public Institutions	77%	23%

**F2.4.** Which types of formal or informal adjudication procedures for sexual violence exist at your institution? [Finding of facts made by a panel of adjudicators]

Type of School	Yes	No
National Sample	76%	24%
Large (≥10,000)	81%	19%
Medium (1,000-9,999)	79%	21%
Small (<1,000)	70%	30%
Public	81%	19%
Private For-Profit	79%	21%
Private Not-For-Profit	71%	29%
Division I	86%	14%
Division II	76%	24%
Division III	81%	19%
40 Largest Private Institutions	84%	16%
50 Largest Public Institutions	71%	29%

**F2.5.** Which types of formal or informal adjudication procedures for sexual violence exist at your institution? [Written records are kept of the proceedings]

Type of School	Yes	No
National Sample	81%	19%
Large ( $\geq 10,000$ )	81%	19%
Medium (1,000-9,999)	86%	14%
Small (<1,000)	76%	24%
Public	79%	21%
Private For-Profit	84%	16%
Private Not-For-Profit	82%	18%
Division I	75%	25%
Division II	93%	7%
Division III	83%	17%
40 Largest Private Institutions	94%	6%
50 Largest Public Institutions	88%	13%

**F2.6.** Which types of formal or informal adjudication procedures for sexual violence exist at your institution? [Audio records are kept of the proceedings]

Type of School	Yes	No
National Sample	41%	59%
Large ( $\geq 10,000$ )	56%	44%
Medium (1,000-9,999)	47%	53%
Small (<1,000)	23%	77%
Public	74%	26%
Private For-Profit	13%	88%
Private Not-For-Profit	33%	67%
Division I	79%	21%
Division II	55%	45%
Division III	47%	53%
40 Largest Private Institutions	59%	41%
50 Largest Public Institutions	82%	18%

**F2.7.** Which types of formal or informal adjudication procedures for sexual violence exist at your institution? [Defendant has a right to hearing transcripts]

Type of School	Yes	No
National Sample	45%	55%
Large (≥10,000)	50%	50%
Medium (1,000-9,999)	44%	56%
Small (<1,000)	44%	56%
Public	66%	34%
Private For-Profit	39%	61%
Private Not-For-Profit	34%	66%
Division I	64%	36%
Division II	55%	45%
Division III	38%	62%
40 Largest Private Institutions	43%	57%
50 Largest Public Institutions	70%	30%

**F2.8.** Which types of formal or informal adjudication procedures for sexual violence exist at your institution? [Victim has a right to hearing transcripts]

Type of School	Yes	No
National Sample	45%	55%
Large (≥10,000)	45%	55%
Medium (1,000-9,999)	48%	52%
Small (<1,000)	42%	58%
Public	65%	35%
Private For-Profit	38%	63%
Private Not-For-Profit	36%	64%
Division I	64%	36%
Division II	57%	43%
Division III	38%	62%
40 Largest Private Institutions	43%	57%
50 Largest Public Institutions	68%	32%

**F2.9.** Which types of formal or informal adjudication procedures for sexual violence exist at your institution? [Institution defers an internal hearing until either civil or criminal investigations and trials are completed]

**F2.10.** Which types of formal or informal adjudication procedures for sexual violence exist at your institution? [Victim has a right to be informed of the outcome]

Type of School	Yes	No
National Sample	10%	90%
Large (≥10,000)	0%	100%
Medium (1,000-9,999)	14%	86%
Small (<1,000)	12%	88%
Public	7%	93%
Private For-Profit	7%	93%
Private Not-For-Profit	14%	86%
Division I	0%	100%
Division II	14%	86%
Division III	13%	87%
40 Largest Private Institutions	6%	94%
50 Largest Public Institutions	2%	98%

Type of School	Yes	No
National Sample	91%	9%
Large (≥10,000)	94%	6%
Medium (1,000-9,999)	94%	6%
Small (<1,000)	86%	14%
Public	96%	4%
Private For-Profit	91%	9%
Private Not-For-Profit	88%	12%
Division I	100%	0%
Division II	100%	0%
Division III	100%	0%
40 Largest Private Institutions	100%	0%
50 Largest Public Institutions	98%	2%

**F2.11.** Which types of formal or informal adjudication procedures for sexual violence exist at your institution? [Defendant has a right to be informed of the outcome]

Type of School	Yes	No
National Sample	92%	8%
Large (≥10,000)	94%	6%
Medium (1,000-9,999)	94%	6%
Small (<1,000)	88%	13%
Public	96%	4%
Private For-Profit	91%	9%
Private Not-For-Profit	89%	11%
Division I	100%	0%
Division II	100%	0%
Division III	100%	0%
40 Largest Private Institutions	100%	0%
50 Largest Public Institutions	98%	2%

**F2.12.** Which types of formal or informal adjudication procedures for sexual violence exist at your institution? [Violations are noted on student transcripts/permanent records]

Type of School	Yes	No
National Sample	49%	51%
Large (≥10,000)	60%	40%
Medium (1,000-9,999)	39%	61%
Small (<1,000)	54%	46%
Public	44%	56%
Private For-Profit	58%	42%
Private Not-For-Profit	48%	52%
Division I	50%	50%
Division II	38%	62%
Division III	52%	48%
40 Largest Private Institutions	65%	35%
50 Largest Public Institutions	69%	31%

**F2.13.** Which types of formal or informal adjudication procedures for sexual violence exist at your institution? [Adjudicator(s) receive training about rape myths (e.g., it is rape if the victim is forced by someone s/he knows, or someone s/he has been with before)]

Type of School	Yes	No
National Sample	67%	33%
Large ( $\geq 10,000$ )	76%	24%
Medium (1,000-9,999)	70%	30%
Small ( $< 1,000$ )	56%	44%
Public	77%	23%
Private For-Profit	54%	46%
Private Not-For-Profit	66%	34%
Division I	85%	15%
Division II	89%	11%
Division III	80%	20%
40 Largest Private Institutions	84%	16%
50 Largest Public Institutions	90%	10%

**F3.1.** Which of the following due process elements exist in your institution's formal or informal adjudication process? [Defendant receives written notice of the charges prior to the hearing]

Type of School	Yes	No
National Sample	87%	13%
Large ( $\geq 10,000$ )	96%	4%
Medium (1,000-9,999)	93%	7%
Small ( $< 1,000$ )	74%	26%
Public	96%	4%
Private For-Profit	69%	31%
Private Not-For-Profit	90%	10%
Division I	100%	0%
Division II	93%	7%
Division III	93%	7%
40 Largest Private Institutions	94%	6%
50 Largest Public Institutions	94%	6%

**F3.2.** Which of the following due process elements exist in your institution's formal or informal adjudication process? [Defendant is informed of rights before hearing]

**F3.3.** Which of the following due process elements exist in your institution's formal or informal adjudication process? [Victim is informed of rights before hearing]

Type of School	Yes	No
National Sample	92%	8%
Large (≥10,000)	100%	0%
Medium (1,000-9,999)	94%	6%
Small (<1,000)	84%	16%
Public	99%	1%
Private For-Profit	80%	20%
Private Not-For-Profit	93%	7%
Division I	100%	0%
Division II	100%	0%
Division III	93%	7%
40 Largest Private Institutions	100%	0%
50 Largest Public Institutions	98%	2%

Type of School	Yes	No
National Sample	91%	9%
Large (≥10,000)	100%	0%
Medium (1,000-9,999)	94%	6%
Small (<1,000)	81%	19%
Public	99%	1%
Private For-Profit	79%	21%
Private Not-For-Profit	91%	9%
Division I	100%	0%
Division II	100%	0%
Division III	94%	6%
40 Largest Private Institutions	100%	0%
50 Largest Public Institutions	96%	4%

**F3.4.** Which of the following due process elements exist in your institution's formal or informal adjudication process? [Defendant may bring an adviser or lawyer]

**F3.5.** Which of the following due process elements exist in your institution's formal or informal adjudication process? [Victim may bring an adviser or lawyer]

Type of School	Yes	No
National Sample	75%	25%
Large (≥10,000)	85%	15%
Medium (1,000-9,999)	80%	20%
Small (<1,000)	60%	40%
Public	97%	3%
Private For-Profit	53%	47%
Private Not-For-Profit	70%	30%
Division I	96%	4%
Division II	83%	17%
Division III	83%	17%
40 Largest Private Institutions	88%	12%
50 Largest Public Institutions	98%	2%

Type of School	Yes	No
National Sample	75%	25%
Large (≥10,000)	85%	15%
Medium (1,000-9,999)	80%	20%
Small (<1,000)	61%	39%
Public	97%	3%
Private For-Profit	54%	46%
Private Not-For-Profit	70%	30%
Division I	96%	4%
Division II	83%	17%
Division III	84%	16%
40 Largest Private Institutions	88%	12%
50 Largest Public Institutions	98%	2%



**F3.6.** Which of the following due process elements exist in your institution's formal or informal adjudication process? [Defendant is permitted to be present at the hearing]

**F3.7.** Which of the following due process elements exist in your institution's formal or informal adjudication process? [Victim is permitted to be present at the hearing]

Type of School	Yes	No
National Sample	86%	14%
Large (≥10,000)	94%	6%
Medium (1,000-9,999)	89%	11%
Small (<1,000)	78%	22%
Public	92%	8%
Private For-Profit	69%	31%
Private Not-For-Profit	86%	14%
Division I	100%	0%
Division II	89%	11%
Division III	90%	10%
40 Largest Private Institutions	91%	9%
50 Largest Public Institutions	92%	8%

Type of School	Yes	No
National Sample	83%	17%
Large (≥10,000)	88%	12%
Medium (1,000-9,999)	86%	14%
Small (<1,000)	75%	25%
Public	90%	10%
Private For-Profit	66%	34%
Private Not-For-Profit	82%	18%
Division I	96%	4%
Division II	89%	11%
Division III	90%	10%
40 Largest Private Institutions	88%	13%
50 Largest Public Institutions	90%	10%

**F3.8.** Which of the following due process elements exist in your institution's formal or informal adjudication process? [Defendant is required to be present at the hearing]

**F3.9.** Which of the following due process elements exist in your institution's formal or informal adjudication process? [Victim is required to be present at the hearing]

Type of School	Yes	No
National Sample	27%	73%
Large (≥10,000)	15%	85%
Medium (1,000-9,999)	33%	67%
Small (<1,000)	27%	73%
Public	14%	86%
Private For-Profit	8%	92%
Private Not-For-Profit	39%	61%
Division I	14%	86%
Division II	41%	59%
Division III	33%	67%
40 Largest Private Institutions	9%	91%
50 Largest Public Institutions	14%	86%

Type of School	Yes	No
National Sample	9%	91%
Large (≥10,000)	6%	94%
Medium (1,000-9,999)	11%	89%
Small (<1,000)	9%	91%
Public	6%	94%
Private For-Profit	6%	94%
Private Not-For-Profit	13%	87%
Division I	4%	96%
Division II	14%	86%
Division III	10%	90%
40 Largest Private Institutions	0%	100%
50 Largest Public Institutions	2%	98%

**F3.10.** Which of the following due process elements exist in your institution's formal or informal adjudication process? [Defendant has the right to challenge hearing members concerning impartiality/conflict of interest]

**F3.11.** Which of the following due process elements exist in your institution's formal or informal adjudication process? [Victim has the right to challenge hearing members concerning impartiality/conflict of interest]

Type of School	Yes	No
National Sample	82%	18%
Large (≥10,000)	89%	11%
Medium (1,000-9,999)	85%	15%
Small (<1,000)	74%	26%
Public	91%	9%
Private For-Profit	73%	27%
Private Not-For-Profit	81%	19%
Division I	93%	7%
Division II	90%	10%
Division III	90%	10%
40 Largest Private Institutions	94%	6%
50 Largest Public Institutions	94%	6%

Type of School	Yes	No
National Sample	78%	22%
Large (≥10,000)	81%	19%
Medium (1,000-9,999)	82%	18%
Small (<1,000)	69%	31%
Public	82%	18%
Private For-Profit	71%	29%
Private Not-For-Profit	78%	22%
Division I	89%	11%
Division II	89%	11%
Division III	83%	17%
40 Largest Private Institutions	94%	6%
50 Largest Public Institutions	92%	8%

**F3.12.** Which of the following due process elements exist in your institution's formal or informal adjudication process? [Defendant has a right to question and call witnesses]

**F3.13.** Which of the following due process elements exist in your institution's formal or informal adjudication process? [Victim has a right to question and call witnesses]

Type of School	Yes	No
National Sample	67%	33%
Large (≥10,000)	77%	23%
Medium (1,000-9,999)	71%	29%
Small (<1,000)	54%	46%
Public	87%	13%
Private For-Profit	40%	60%
Private Not-For-Profit	67%	33%
Division I	81%	19%
Division II	86%	14%
Division III	73%	27%
40 Largest Private Institutions	75%	25%
50 Largest Public Institutions	86%	14%

Type of School	Yes	No
National Sample	64%	36%
Large (≥10,000)	71%	29%
Medium (1,000-9,999)	70%	30%
Small (<1,000)	49%	51%
Public	79%	21%
Private For-Profit	35%	65%
Private Not-For-Profit	67%	33%
Division I	81%	19%
Division II	83%	17%
Division III	70%	30%
40 Largest Private Institutions	75%	25%
50 Largest Public Institutions	79%	21%

**F3.14.** Which of the following due process elements exist in your institution's formal or informal adjudication process? [Defendant has a right to an appeal]

**F3.15.** Which of the following due process elements exist in your institution's formal or informal adjudication process? [Victim has a right to an appeal]

Type of School	Yes	No
National Sample	91%	9%
Large (≥10,000)	92%	8%
Medium (1,000-9,999)	95%	5%
Small (<1,000)	85%	15%
Public	91%	9%
Private For-Profit	80%	20%
Private Not-For-Profit	97%	3%
Division I	96%	4%
Division II	93%	7%
Division III	97%	3%
40 Largest Private Institutions	97%	3%
50 Largest Public Institutions	94%	6%

Type of School	Yes	No
National Sample	85%	15%
Large (≥10,000)	88%	12%
Medium (1,000-9,999)	89%	11%
Small (<1,000)	78%	22%
Public	83%	17%
Private For-Profit	78%	22%
Private Not-For-Profit	90%	10%
Division I	93%	7%
Division II	86%	14%
Division III	93%	7%
40 Largest Private Institutions	97%	3%
50 Largest Public Institutions	84%	16%

**F3.16.** Which of the following due process elements exist in your institution's formal or informal adjudication process? [Defendant is presumed innocent until proven guilty]

Type of School	Yes	No
National Sample	94%	6%
Large (≥10,000)	94%	6%
Medium (1,000-9,999)	94%	6%
Small (<1,000)	94%	6%
Public	94%	6%
Private For-Profit	98%	2%
Private Not-For-Profit	91%	9%
Division I	93%	7%
Division II	97%	3%
Division III	97%	3%
40 Largest Private Institutions	94%	6%
50 Largest Public Institutions	96%	4%

**F3.17.** Which of the following due process elements exist in your institution's formal or informal adjudication process? [Burden of proof is clearly articulated]

Type of School	Yes	No
National Sample	74%	26%
Large (≥10,000)	77%	23%
Medium (1,000-9,999)	77%	23%
Small (<1,000)	68%	32%
Public	86%	41%
Private For-Profit	50%	50%
Private Not-For-Profit	78%	22%
Division I	82%	18%
Division II	85%	15%
Division III	79%	21%
40 Largest Private Institutions	81%	19%
50 Largest Public Institutions	89%	11%

**F3.18.** Which of the following due process elements exist in your institution's formal or informal adjudication process? [Standard of proof is clearly articulated]

**F4.** Which standard of proof do you use in your institution's adjudication process?

Type of School	Yes	No
National Sample	88%	12%
Large ( $\geq 10,000$ )	98%	2%
Medium (1,000-9,999)	90%	10%
Small ( $< 1,000$ )	78%	22%
Public	97%	3%
Private For-Profit	64%	36%
Private Not-For-Profit	94%	6%
Division I	100%	0%
Division II	93%	7%
Division III	100%	0%
40 Largest Private Institutions	97%	3%
50 Largest Public Institutions	96%	4%

Type of School	Beyond a reasonable doubt	Clear and convincing evidence	Preponderance of evidence
National Sample	4%	11%	85%
Large ( $\geq 10,000$ )	4%	2%	94%
Medium (1,000 - 9,999)	2%	12%	86%
Small ( $< 1,000$ )	6%	19%	75%
Public	3%	4%	93%
Private For-Profit	6%	17%	78%
Private Not-For-Profit	3%	14%	83%
Division I	0%	0%	100%
Division II	7%	3%	90%
Division III	0%	7%	93%
40 Largest Private Institutions	3%	3%	94%
50 Largest Public Institutions	0%	0%	100%

**F5.1.** Does your institution utilize any of the following evidentiary practices in its adjudication process? [Names of witnesses are made available to all parties prior to the hearing]

Type of School	Yes	No
National Sample	44%	56%
Large (≥10,000)	70%	30%
Medium (1,000-9,999)	47%	53%
Small (<1,000)	25%	75%
Public	65%	35%
Private For-Profit	22%	78%
Private Not-For-Profit	42%	58%
Division I	75%	25%
Division II	55%	45%
Division III	55%	45%
40 Largest Private Institutions	83%	17%
50 Largest Public Institutions	76%	24%

**F5.2.** Does your institution utilize any of the following evidentiary practices in its adjudication process? [Your state's rape shield laws or the equivalent are applied to the proceedings]

Type of School	Yes	No
National Sample	58%	42%
Large (≥10,000)	1%	29%
Medium (1,000-9,999)	55%	45%
Small (<1,000)	52%	48%
Public	72%	28%
Private For-Profit	53%	48%
Private Not-For-Profit	51%	49%
Division I	58%	42%
Division II	64%	36%
Division III	61%	39%
40 Largest Private Institutions	62%	38%
50 Largest Public Institutions	63%	37%



**F5.3.** Does your institution utilize any of the following evidentiary practices in its adjudication process? [Hearsay evidence is not allowed]

Type of School	Yes	No
National Sample	37%	63%
Large (≥10,000)	28%	72%
Medium (1,000-9,999)	43%	57%
Small (<1,000)	37%	63%
Public	31%	69%
Private For-Profit	39%	61%
Private Not-For-Profit	41%	59%
Division I	15%	85%
Division II	35%	65%
Division III	63%	37%
40 Largest Private Institutions	13%	87%
50 Largest Public Institutions	10%	90%

**F5.4.** Does your institution utilize any of the following evidentiary practices in its adjudication process? [Victim may make a "victim impact statement"]

Type of School	Yes	No
National Sample	81%	19%
Large (≥10,000)	91%	9%
Medium (1,000-9,999)	85%	15%
Small (<1,000)	67%	33%
Public	83%	17%
Private For-Profit	72%	28%
Private Not-For-Profit	83%	17%
Division I	96%	4%
Division II	89%	11%
Division III	97%	3%
40 Largest Private Institutions	94%	6%
50 Largest Public Institutions	94%	6%

**F5.5.** Does your institution utilize any of the following evidentiary practices in its adjudication process? [Formal rules of evidence apply in judicial hearings]

Type of School	Yes	No
National Sample	15%	85%
Large ( $\geq 10,000$ )	7%	93%
Medium (1,000-9,999)	18%	82%
Small ( $< 1,000$ )	15%	85%
Public	8%	92%
Private For-Profit	9%	91%
Private Not-For-Profit	22%	78%
Division I	14%	86%
Division II	13%	87%
Division III	30%	70%
40 Largest Private Institutions	3%	97%
50 Largest Public Institutions	10%	90%

**F6.1.** Which penalties does your institution impose on perpetrators of sexual violence? [Community service]

Type of School	Yes	No
National Sample	39%	61%
Large ( $\geq 10,000$ )	33%	67%
Medium (1,000-9,999)	48%	52%
Small ( $< 1,000$ )	31%	69%
Public	55%	45%
Private For-Profit	9%	91%
Private Not-For-Profit	44%	56%
Division I	36%	64%
Division II	48%	52%
Division III	60%	40%
40 Largest Private Institutions	38%	62%
50 Largest Public Institutions	37%	63%

**F6.2.** Which penalties does your institution impose on perpetrators of sexual violence? [Counseling]

Type of School	Yes	No
National Sample	72%	28%
Large ( $\geq 10,000$ )	73%	27%
Medium (1,000-9,999)	81%	19%
Small ( $< 1,000$ )	59%	41%
Public	84%	16%
Private For-Profit	39%	61%
Private Not-For-Profit	81%	19%
Division I	86%	14%
Division II	96%	4%
Division III	87%	13%
40 Largest Private Institutions	76%	24%
50 Largest Public Institutions	87%	13%

**F6.3.** Which penalties does your institution impose on perpetrators of sexual violence? [No-contact order]

Type of School	Yes	No
National Sample	81%	19%
Large ( $\geq 10,000$ )	90%	10%
Medium (1,000-9,999)	92%	8%
Small ( $< 1,000$ )	63%	38%
Public	96%	4%
Private For-Profit	50%	50%
Private Not-For-Profit	88%	12%
Division I	100%	0%
Division II	97%	3%
Division III	100%	0%
40 Largest Private Institutions	97%	3%
50 Largest Public Institutions	96%	4%

**F6.4.** Which penalties does your institution impose on perpetrators of sexual violence? [Fine]

Type of School	Yes	No
National Sample	16%	84%
Large ( $\geq 10,000$ )	12%	88%
Medium (1,000-9,999)	23%	77%
Small ( $< 1,000$ )	11%	89%
Public	12%	8%
Private For-Profit	5%	95%
Private Not-For-Profit	26%	74%
Division I	21%	79%
Division II	33%	67%
Division III	29%	71%
40 Largest Private Institutions	15%	85%
50 Largest Public Institutions	7%	93%

**F6.5.** Which penalties does your institution impose on perpetrators of sexual violence? [Restitution]

Type of School	Yes	No
National Sample	34%	66%
Large ( $\geq 10,000$ )	35%	65%
Medium (1,000-9,999)	46%	54%
Small ( $< 1,000$ )	17%	83%
Public	41%	59%
Private For-Profit	14%	86%
Private Not-For-Profit	40%	60%
Division I	36%	64%
Division II	48%	52%
Division III	52%	48%
40 Largest Private Institutions	29%	71%
50 Largest Public Institutions	44%	56%

**F6.6.** Which penalties does your institution impose on perpetrators of sexual violence? [Suspension]

Type of School	Yes	No
National Sample	94%	6%
Large ( $\geq 10,000$ )	98%	2%
Medium (1,000-9,999)	93%	7%
Small ( $< 1,000$ )	93%	7%
Public	97%	3%
Private For-Profit	95%	5%
Private Not-For-Profit	91%	9%
Division I	100%	0%
Division II	100%	0%
Division III	100%	0%
40 Largest Private Institutions	94%	6%
50 Largest Public Institutions	100%	0%

**F6.7.** Which penalties does your institution impose on perpetrators of sexual violence? [Expulsion]

Type of School	Yes	No
National Sample	97%	3%
Large ( $\geq 10,000$ )	98%	2%
Medium (1,000-9,999)	99%	1%
Small ( $< 1,000$ )	95%	5%
Public	96%	4%
Private For-Profit	98%	2%
Private Not-For-Profit	98%	2%
Division I	96%	4%
Division II	100%	0%
Division III	100%	0%
40 Largest Private Institutions	100%	0%
50 Largest Public Institutions	100%	0%

**F6.8.** Which penalties does your institution impose on perpetrators of sexual violence? [Fraternity/sorority sanctions]

Type of School	Yes	No
National Sample	31%	69%
Large (≥10,000)	55%	45%
Medium (1,000-9,999)	32%	68%
Small (<1,000)	13%	87%
Public	57%	43%
Private For-Profit	0%	100%
Private Not-For-Profit	30%	70%
Division I	75%	25%
Division II	54%	46%
Division III	53%	47%
40 Largest Private Institutions	61%	39%
50 Largest Public Institutions	80%	20%

**F6.9.** Which penalties does your institution impose on perpetrators of sexual violence? [Athletic team sanctions]

Type of School	Yes	No
National Sample	51%	49%
Large (≥10,000)	64%	36%
Medium (1,000-9,999)	70%	30%
Small (<1,000)	19%	81%
Public	69%	41%
Private For-Profit	2%	98%
Private Not-For-Profit	67%	33%
Division I	89%	11%
Division II	89%	11%
Division III	90%	10%
40 Largest Private Institutions	76%	24%
50 Largest Public Institutions	85%	15%

**G3. Is your institution a residential campus?**

Type of School	Yes	No
National Sample	60%	40%
Large ( $\geq 10,000$ )	66%	34%
Medium (1,000-9,999)	75%	25%
Small ( $< 1,000$ )	37%	63%
Public	67%	33%
Private For-Profit	11%	89%
Private Not-For-Profit	81%	19%
Division I	89%	11%
Division II	100%	0%
Division III	100%	0%
40 Largest Private Institutions	91%	9%
50 Largest Public Institutions	88%	12%

**G4. Is your institution exclusively online?**

Type of School	Yes	No
National Sample	3%	97%
Large ( $\geq 10,000$ )	9%	91%
Medium (1,000-9,999)	1%	99%
Small ( $< 1,000$ )	0%	100%
Public	0%	100%
Private For-Profit	11%	89%
Private Not-For-Profit	0%	100%
Division I	0%	100%
Division II	0%	100%
Division III	0%	100%
40 Largest Private Institutions	0%	100%
50 Largest Public Institutions	2%	98%

**G9. Does your institution have a Title IX coordinator?**

Type of School	Yes	No
National Sample	89%	11%
Large ( $\geq 10,000$ )	94%	6%
Medium (1,000-9,999)	89%	11%
Small ( $< 1,000$ )	79%	21%
Public	92%	8%
Private For-Profit	88%	12%
Private Not-For-Profit	87%	13%
Division I	96%	4%
Division II	93%	7%
Division III	94%	6%
40 Largest Private Institutions	100%	0%
50 Largest Public Institutions	100%	0%

**Addendum. Investigations compared to Clery reports**

Type of School	Fewer investigations than number of Clery-reported sexual assaults	At least as many investigations as number of Clery-reported sexual assaults
National Sample	9%	91%
40 Largest Private Institutions	21%	79%
50 Largest Public Institutions	6%	94%